

Sun Devil Baseball 2005

2005 Arizona State Baseball Game-by-Game Results

(42-25 Overall, 15-9 Pac-10, 8-3 NCAA, 25-7 Packard Stadium, 17-18 Away, 18-18 Ranked Opponents)

Date	Opponent	W-L	Score	Att.	ASU Pitcher	ASU R-H-E-LOB	Record	Notes
1/28	Long Beach State (#14)	L	3-7	4,783	Averill (0-1)	3-11-3-9	0-1	Curtis 3x4, 3B, 2 RBI. ASU loses season opener.
1/29	Long Beach State (#14)	W	8-6	2,926	Zinicola (1-0)	8-11-0-8	1-1	Sferra 2x4, 2 RBI, GW 1B. Hooft 3x4, 2 R, RBI.
1/30	Long Beach State (#14)	L	1-11	2,823	Bordes (0-1)	1-9-1-8	1-2	Zinicola/Gosewisch 2x4 as ASU loses series to LBSU.
2/4	New Mexico State\$	W	12-0	2,163	Averill (1-1)	12-15-0-10	2-2	Averill, CG shutout, 14 K's. Larish 4x4, 4 RBI.
2/5	Gonzaga\$	W	10-8	2,073	Urquidez (1-0)	10-14-4-8	3-2	Sferra/Biancamano/Romine 8-for-11, 5 RBI.
2/6	Oregon State\$	L	6-12	2,099	Bordes (0-2)	6-8-5-6	3-3	ASU commits 5 errors. Gosewisch 2-R HR.
2/7	New Mexico State\$	W	11-10	2,547	Zinicola (2-0)	11-15-2-8	4-3	Curtis RBI single in ninth caps 3-run ninth.
2/12	South Alabama#	W	7-2	1,003	Averill (2-1)	7-10-2-6	5-3	Averill CG, 5 H, 8 K. Larish 2x4, 2 RBI, HR.
2/12	Oklahoma#	W	7-5	678	Barnette (1-0)	7-12-1-6	6-3	Larish 2x4, 4 RBI, HR. Barnette 0 R, 3.2 IP.
2/13	Gonzaga#	L	0-2	456	Zinicola (2-1)	0-4-2-6	6-4	ASU limited to four hits. Persichina 2x3.
2/15	at Arizona (#9)	L	6-7 (14)	1,310	Marotz (0-1)	6-11-3-12	6-5	Arizona hits walk-off 2-R HR in 14th.
2/18	at Tulane (#1)	L	2-8	3,784	Urquidez (1-1)	2-6-2-8	6-6	Curtis 2-for-3. Tulane scores three in 1st inning.
2/19	at Tulane (#1)	L	2-7	7,435	Averill (2-2)	2-10-1-8	6-7	Gosewisch 3-for-4, 2 RBI. Tulane scores 5 in 6th.
2/20	at Tulane (#1)	L	3-9	3,085	Bresnehan (0-1)	3-8-1-6	6-8	Fox 1-for-3, HR, 2 RBI in first career start.
2/23	at Arizona (#7)	L	5-11	1,714	Barnette (1-1)	5-9-2-10	6-9	Larish 2-for-3, 2 HR. Arizona scored 9 2-out runs.
2/25	Baylor (#8)	W	5-3	2,627	Urquidez (2-1)	5-5-2-5	7-9	Buck 2-for-4, Grand Slam HR in 7th inning.
2/26	Baylor (#8)	W	12-4	2,603	Bordes (1-2)	12-16-1-7	8-9	Buck 4-for-5. Fox 2-for-4, HR, 4 RBI.
2/27	Baylor (#8)	L	7-8 (10)	2,799	Urquidez (2-2)	7-9-5-6	8-10	Buck 2-for-5. ASU commits 5 errors for 4 UER.
3/4	vs. North Carolina# (#4)	W	4-3 (11)	4,410	Urquidez (3-2)	4-8-1-14	9-10	Urquidez 5.1 IP, 0 H, 0 R, 9 K's to earn victory.
3/5	at East Carolina#	W	10-3	5,023	Averill (3-2)	10-5-1-2	10-10	Gosewisch 2-for-4, 4 RBI. Larish 3-R HR.
3/6	vs. Ohio State%	W	3-0	3,368	Bresnehan (1-1)	3-8-3-8	11-10	Bresnehan/Bordes combine for 6-hit shutout.
3/11	at LSU (#5)	L	5-6	7,298	Zinicola (2-2)	5-9-0-6	11-11	Laguna 2-for-4, 2 RBI. Bullpen 4.1 IP, 0 R.
3/12	vs. Western Illinois^	W	19-1	375	Averill (4-2)	19-23-1-9	12-11	Buck 4x6, 2 3B. Larish 3x6, 2 HR, 5 RBI.
3/13	vs. Western Illinois^	W	30-13	175	Satow (1-0)	30-25-2-13	13-11	ASU sets school record with 35 hits.
3/13	at LSU (#5)	L	3-20	7,422	Bresnehan (1-2)	3-6-3-5	13-12	Gosewisch 1-for-4, 2 RBI, HR.
3/18	Oklahoma	W	5-4	3,516	Urquidez (4-2)	5-10-1-9	14-12	Larish 2x3, 2 BB, walk-off HR in 9th inning.
3/19	Oklahoma	W	5-1	2,915	Averill (5-2)	5-6-2-7	15-12	Averill CG victory with 7 K and 1 UER.
3/20	Oklahoma	W	6-5	3,375	Barnette (2-1)	6-9-0-10	16-12	Buck 3x4, 3 R, RBI. Hooft 3-run double.
3/24	at USC* (#21)	L	8-9	318	Bordes (1-3)	8-11-1-7	16-13	Buck 3x5, 2 2B. Pitchers walk nine in loss.
3/25	at USC* (#21)	W	17-1	738	Bresnehan (2-2)	17-22-4-14	17-13	Bresnehan CG, 4 H, 0 ER. Gosewisch 5x6, 4 RBI.
3/26	at USC* (#21)	W	2-1 (10)	852	Bordes (2-3)	2-5-0-9	18-13	Larish 1-for-2, HR, 2 RBI, GW SF.
4/1	Wright State	W	13-1	2,163	Averill (6-2)	13-16-2-10	19-13	Averill 5 IP, 0 R, 5 K. Hooft 2x3, 3B, 2 RBI.
4/2	Wright State	W	11-3	2,273	Bresnehan (3-2)	11-13-0-12	20-13	Gosewisch 3x5, 4 RBI. Laguna 2x2, 3 R, RBI.
4/3	Wright State	W	14-1	2,077	Urquidez (5-2)	14-15-0-10	21-13	Laguna 3x4, 4 RBI, HR. Larish 2x5, 2B, HR.
4/9	at California (Gm-1)*	W	11-7	472	Bordes (3-3)	11-13-0-12	22-13	Buck 3x4, 2 RBI. Hooft GW solo home run.
4/9	at California (Gm-2)*	L	3-7	403	Bresnehan (3-3)	3-10-1-8	22-14	Curtis 3x4. Larish 2x3, 2 2B.
4/10	at California*	L	3-4	513	Urquidez (5-3)	3-8-0-5	22-15	Cal scores two in ninth off Urquidez to win.
4/15	Stanford* (#14)	W	9-2	2,842	Averill (7-2)	9-12-0-4	23-15	Averill scatters five hits, two runs in 8.0 IP.
4/16	Stanford* (#14)	W	6-5	3,337	Marotz (1-1)	6-9-2-12	24-15	Devils score three in ninth for walk-off win.
4/17	Stanford* (#14)	W	10-9	3,004	Barnette (3-1)	10-11-0-9	25-15	Buck hits 3-R double in 7-run sixth inning.
4/22	UCLA*	W	12-5	2,543	Marotz (2-1)	12-17-2-11	26-15	Buck, Sferra three hits each. Gosewisch HR.
4/23	UCLA*	W	16-2	2,687	Urquidez (6-3)	16-18-0-9	27-15	Buck, Sferra four hits each. Bordes 3.0 IP, 0 R.
4/24	UCLA*	W	10-8	2,259	Zinicola (3-2)	10-16-1-10	28-15	Buck 3-for-4. Larish 2-R GW HR in 6th.
4/29	at Oregon State* (#6)	L	6-5	1,791	Averill (7-3)	5-9-0-6	28-16	Larish 3-for-4, 2-R HR.
4/30	at Oregon State* (#6)	W	3-1	2,012	Urquidez (7-3)	3-11-0-9	29-16	Urquidez/Zinicola combine on five-hitter.
5/1	at Oregon State* (#6)	L	5-1	2,120	Bresnehan (3-4)	1-8-1-9	29-17	Larish 2-for-3, RBI. Buck 2-for-4, R.
5/4	Utah Valley State	L	9-6	2,081	Bordes (3-4)	6-12-2-8	29-18	Buck 2-for-4, HR, 2 R.
5/14	Arizona* (#7)	W	6-2	3,374	Averill (8-3)	6-8-0-9	30-18	Zinicola earns save with 3.0 scoreless innings.
5/15	Arizona* (#7)	L	7-16	3,521	Urquidez (7-4)	7-9-6-7	30-19	Sun Devils commit season-high six errors.
5/16	Arizona* (#8)	L	1-18	3,312	Bordes (3-5)	1-10-1-12	30-20	Big innings cost Devils and have 12 LOB.
5/20	at Washington*	L	4-6	619	Averill (8-4)	4-7-1-9	30-21	Devils leave bases loaded twice. Larish 2x3, RBI.
5/21	at Washington*	L	3-5	671	Zinicola (3-3)	3-7-1-8	30-22	UW scored five in B-9th on two home runs.
5/22	at Washington*	W	2-1	642	Bordes (4-5)	2-4-0-11	31-22	Bresnehan five scoreless IP. Dhaenens 2 RBI.
5/27	Washington State*	W	8-2	2,043	Urquidez (8-4)	8-11-0-9	32-22	Urquidez 7.0 IP, 2 R. Buck 3x4, 2 2B, 2 SB, 3 R.
5/28	Washington State*	W	16-6	2,000	Bordes (5-5)	16-14-1-6	33-22	Larish 2x6, 2 R, 6 RBI, HR. ASU 10-run 6th inn.
5/29	Washington State*	W	7-2	2,024	Barnette (4-1)	7-11-2-5	34-22	Fox 3x4, 2 RBI. ASU turns three DP's.
6/3	East Carolina%	W	9-6	2,280	Urquidez (9-4)	9-10-2-4	35-22	Larish 2x3, 4 R, 2 HR, 3 RBI. Urquidez 8 K.
6/4	Coastal Carolina% (#24)	W	11-3	2,353	Averill (9-4)	11-15-2-10	36-22	Gosewisch 3x5, 7 RBI. Averill CG, 8 K.
6/5	Coastal Carolina% (#24)	W	9-5	1,511	Bresnehan (4-4)	9-16-3-10	37-22	Curtis 2x4, 3-R HR. Buck 3x5, 3 R.
6/10	CS Fullerton! (#3)	L	2-3	3,654	Bordes (5-6)	2-3-1-3	37-23	Buck 2x4, 2B, 2-R HR. CSF scores two in 9th.
6/11	CS Fullerton! (#3)	W	6-2	3,654	Averill (10-4)	6-6-1-4	38-23	Larish 2x4, HR, 2 RBI. Averill 5 H, 1 R in 7.2 IP.
6/12	CS Fullerton! (#3)	W	9-8	3,022	Urquidez (10-4)	9-18-2-11	39-23	Gosewisch 5x5, 3 RBI. ASU trailed 7-2.
6/17	Nebraska@ (#2)	L	3-5	24,904	Zinicola (3-4)	3-6-1-4	39-24	Gosewisch 1x4, 2B, 2 RBI.
6/19	Tennessee@ (#6)	W	4-2	26,813	Bresnehan (5-4)	4-9-1-11	40-24	Buck 4x5. Bresnehan 3.1 scoreless innings.
6/21	Nebraska@ (#2)	W	8-7	26,220	Zinicola (4-4)	8-12-0-5	41-24	Larish ties CWS/ASU record with 3 HR.
6/22	Florida@ (#5)	W	6-1	27,452	Averill (11-4)	6-9-0-4	42-24	Averill CG five-hitter, 7 K. Buck 1x3, HR.
6/23	Florida@ (#5)	L	3-6	16,819	Bordes (5-7)	3-8-0-6	42-25	Larish 2x4, 2B, RBI. UF hits three home runs.

* Pac-10 Game


\$ Bob Schaefer Memorial Tournament (Packard Stadium); # Coca-Cola Spring Training College Baseball Classic (Surprise, Ariz.)

& Keith LeClair Invitational (Greenville, N.C.); ^ Games played in Baton Rouge, La.; % NCAA Tempe Regional (Tempe, Ariz.)

! NCAA Super Regional (Fullerton, Calif.); @ College World Series (Omaha, Neb.)



Sun Devil Baseball 2005



Arizona State Sun Devil Baseball Overall Statistics

Record: 42-25 Home: 25-7 Away: 7-15 Neutral: 10-3 Pac-10: 15-9

Player	AVG	GP-GS	AB	R	H	2B	3B	HR	RBI	TB	SLG%	BB	HBP	SO	GDP	OB%	SF	SH	SB-ATT	PO	A	E	FLD%
4 Travis Buck.....	.382	67-67	288	82	110	24	3	6	43	158	.549	28	6	35	5	.446	1	6	27-36	98	40	6	.958
9 Colin Curtis.....	.342	67-67	260	52	89	14	1	2	45	111	.427	44	5	37	6	.442	3	4	17-24	103	2	3	.972
11 Jeff Larish.....	.324	67-67	250	72	81	18	1	23	67	170	.680	58	6	60	3	.457	3	3	11-15	495	31	9	.983
39 Tuffy Gosewisch..	.321	67-67	252	43	81	17	2	6	74	120	.476	28	14	35	5	.411	5	3	5-8	477	59	2	.996
6 Seth Dhaenens....	.312	54-38	154	29	48	5	0	2	31	59	.383	19	4	33	2	.399	1	5	10-12	73	121	12	.942
2 J.J. Sfera.....	.311	60-56	196	36	61	5	1	0	22	68	.347	13	4	22	2	.363	2	7	8-15	88	2	3	.968
18 Willy Fox.....	.295	45-23	105	24	31	4	1	4	27	49	.467	14	5	29	1	.400	1	0	7-10	3	0	0	1.000
5 Joey Hooft.....	.293	55-48	188	30	55	9	1	1	28	69	.367	16	4	23	5	.357	2	0	13-20	35	86	7	.945
14 Rocky Laguna.....	.283	53-29	120	24	34	10	2	1	26	51	.425	20	6	34	2	.408	1	3	10-11	37	4	2	.953
12 Andrew Romine....	.282	61-59	195	36	55	5	3	1	23	69	.354	13	2	28	3	.332	1	4	14-16	102	152	17	.937
37 Zechry Zinicola..	.276	38-26	116	13	32	5	0	2	15	43	.371	9	1	22	1	.331	1	0	0-1	110	17	5	.962
15 Joe Persichina...	.214	53-28	112	19	24	4	2	2	15	38	.339	13	2	21	4	.300	3	2	4-4	94	76	4	.977

13 Austin Stockfisch	.500	18-0	18	4	9	0	0	0	4	9	.500	1	1	3	0	.550	0	0	0-0	26	2	1	.966
25 Eric Williams....	.500	7-0	2	1	1	0	0	0	1	1	.500	1	0	1	0	.667	0	0	0-0	1	0	0	1.000
7 Vinny Biancamano.	.233	27-11	43	8	10	2	0	0	3	12	.279	5	1	12	2	.327	0	0	0-1	11	18	7	.806
16 Greg Bordes.....	.200	12-2	5	1	1	1	0	0	0	2	.400	1	0	1	1	.333	0	0	0-1	5	9	2	.875
28 Eric Sogard.....	.182	20-2	22	4	4	1	0	0	4	5	.227	4	0	4	0	.308	0	0	0-0	4	8	2	.857
36 DJ Butler.....	.167	17-3	18	1	3	0	0	0	1	3	.167	2	1	10	0	.273	1	0	1-1	3	0	0	1.000
3 Jeff Landry.....	.133	18-4	15	2	2	0	0	0	0	2	.133	4	0	6	0	.316	0	0	1-1	4	12	3	.842
49 Brett Bordes.....	.000	3-0	1	0	0	0	0	0	0	0	.000	0	0	1	0	.000	0	0	0-0	6	23	2	.935
Totals.....	.310	67-67	2360	481	731	124	17	50	429	1039	.440	293	62	417	42	.396	25	37	128-176	1796	743	93	.965
Opponents.....	.275	67-67	2337	368	643	121	16	54	338	958	.410	230	60	498	51	.353	13	45	45-81	1754	823	96	.964

LOB - Team (544), Opp (521). DPs turned - Team (61), Opp (50). CI - Team (0), Opp (2). IBB - Team (21), Larish 11, Curtis 4, Gosewisch 2, Buck 2, Fox 1, Zinicola 1, Opp (14). Picked off - Curtis 2, Buck 2, Fox 1, Dhaenens 1, Hooft 1, Romine 1, Gosewisch 1.

(All games Sorted by Earned run avg)

Player	ERA	W-L	APP	GS	CG	SHO/CBO	SV	IP	H	R	ER	BB	SO	2B	3B	HR	AB	B/Avg	WP	HBP	BK	SFA	SHA
45 Erik Averill.....	3.39	11-4	24	20	5	1/0	0	127.1	131	57	48	30	99	28	2	7	492	.266	5	9	1	1	9
34 Jason Urquidez...	3.93	10-4	29	17	0	0/0	2	121.1	115	65	53	56	98	23	1	12	461	.249	6	8	3	3	9
49 Brett Bordes.....	4.24	5-7	38	4	0	0/1	4	74.1	72	43	35	29	54	15	0	9	280	.257	2	3	1	2	7
37 Zechry Zinicola...	5.48	4-4	27	8	0	0/0	4	64.0	56	47	39	38	55	13	1	6	236	.237	7	16	1	1	7
40 Pat Bresnehan....	5.60	5-4	31	11	1	0/1	2	88.1	100	61	55	32	79	11	4	8	354	.282	6	13	1	2	4
50 Tony Barnette....	7.02	4-1	29	5	0	0/0	2	50.0	71	47	39	19	53	16	1	4	217	.327	1	7	0	1	3

21 Quentin Andes....	0.00	0-0	3	0	0	0/0	0	2.0	2	0	0	2	1	0	0	0	7	.286	0	1	0	0	0
47 Ty Marotz.....	4.18	2-1	16	1	0	0/0	0	28.0	35	14	13	5	29	4	2	4	111	.315	0	0	0	1	0
31 Kevin Dryanski...	4.67	0-0	11	0	0	0/0	0	17.1	24	11	9	4	8	3	3	3	66	.364	3	2	0	1	4
17 Seth Garrison....	5.50	0-0	13	1	0	0/0	1	18.0	24	14	11	10	21	7	2	0	77	.312	1	1	1	0	2
41 Josh Satow.....	6.75	1-0	4	0	0	0/0	0	8.0	13	9	6	5	1	1	0	1	36	.361	0	0	0	1	0
Totals.....	4.59	42-25	67	67	6	2/1	15	598.2	643	368	305	230	498	121	16	54	2337	.275	31	60	8	13	45
Opponents.....	6.22	25-42	67	67	2	1/1	13	584.2	731	481	404	293	417	124	17	50	2360	.310	40	62	20	25	37

PB - Team (1), Gosewisch 1, Opp (8). Pickoffs - Team (9), Zinicola 3, Urquidez 2, Gosewisch 2, Bresnehan 1, Averill 1, Opp (9). SBA/ATT - Gosewisch (42-69), Bresnehan (16-21), Averill (9-16), Urquidez (3-12), Bordes, B. (5-11), Barnette (4-6),



Sun Devil Baseball 2005



Arizona State Sun Devil Baseball Fielding Statistics

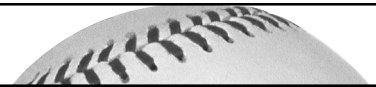
Marotz (2-5), Zinicola (3-5), Garrison (2-3), Stockfisch (2-2), Dryanski (1-2).

2005 Arizona State Sun Devil Baseball
Overall Statistics for Arizona State (as of Jun 28, 2005)
(All games Sorted by Fielding pct)

Player	C	PO	A	E	FLD%	DPs	SBA	CSB	SBA%	PB	CI
17 Seth Garrison....	5	2	3	0	1.000	0	2	1	.667	0	0
31 Kevin Dryanski...	4	0	4	0	1.000	0	1	1	.500	0	0
18 Willy Fox.....	3	3	0	0	1.000	0	0	0	---	0	0
47 Ty Marotz.....	3	0	3	0	1.000	2	2	3	.400	0	0
36 DJ Butler.....	3	3	0	0	1.000	0	0	0	---	0	0
25 Eric Williams....	1	1	0	0	1.000	0	0	0	---	0	0
41 Josh Satow.....	1	0	1	0	1.000	0	0	0	---	0	0
39 Tuffy Gosewisch..	538	477	59	2	.996	4	42	27	.609	1	0
11 Jeff Larish.....	535	495	31	9	.983	42	0	0	---	0	0
15 Joe Persichina...	174	94	76	4	.977	22	0	0	---	0	0
9 Colin Curtis.....	108	103	2	3	.972	0	0	0	---	0	0
2 J.J. Sferra.....	93	88	2	3	.968	0	0	0	---	0	0
34 Jason Urquidez...	31	7	23	1	.968	2	3	9	.250	0	0
13 Austin Stockfisch	29	26	2	1	.966	0	2	0	1.000	0	0
37 Zechry Zinicola..	132	110	17	5	.962	8	3	2	.600	0	0
4 Travis Buck.....	144	98	40	6	.958	7	0	0	---	0	0
14 Rocky Laguna.....	43	37	4	2	.953	1	0	0	---	0	0
5 Joey Hoofst.....	128	35	86	7	.945	8	0	0	---	0	0
45 Erik Averill.....	36	5	29	2	.944	1	9	7	.563	0	0
6 Seth Dhaenens....	206	73	121	12	.942	24	0	0	---	0	0
12 Andrew Romine....	271	102	152	17	.937	31	0	0	---	0	0
49 Brett Bordes.....	31	6	23	2	.935	1	5	6	.455	0	0
40 Pat Bresnehan....	19	5	12	2	.895	1	16	5	.762	0	0
50 Tony Barnette....	9	2	6	1	.889	1	4	2	.667	0	0
16 Greg Bordes.....	16	5	9	2	.875	2	0	0	---	0	0
28 Eric Sogard.....	14	4	8	2	.857	0	0	0	---	0	0
3 Jeff Landry.....	19	4	12	3	.842	1	0	0	---	0	0
7 Vinny Biancamano.	36	11	18	7	.806	8	0	0	---	0	0
30 Drew Bowman.....	0	0	0	0	.000	0	0	0	---	0	0
21 Quentin Andes....	0	0	0	0	.000	0	0	0	---	0	0
Totals.....	2632	1796	743	93	.965	61	45	36	.556	1	0
Opponents.....	2673	1754	823	96	.964	50	128	48	.727	8	2



Sun Devil Baseball 2005



Arizona State Sun Devil Baseball Statistics Summary

Inning-by-inning	1	2	3	4	5	6	7	8	9	EX	Total
-----	--	--	--	--	--	--	--	--	--	--	-----
Arizona State	56	60	43	58	53	65	59	51	30	6	481
Opponents	33	18	43	69	56	43	23	32	46	5	368

Win-Loss Record When

Overall.....	42-25	After 6 leading.....	33-5
Conference.....	15-9 trailing.....	2-20
Non-Conference.....	27-16 tied.....	7-0
Home games.....	25-7	After 7 leading.....	37-4
Away games.....	7-15 trailing.....	2-20
Neutral site.....	10-3 tied.....	3-1
Day games.....	22-14	After 8 leading.....	38-4
Night games.....	20-11 trailing.....	1-20
vs Left starter.....	18-11 tied.....	3-1
vs Right starter....	24-14		
1-Run games.....	10-7	Hit 0 home runs.....	17-16
2-Run games.....	7-4	... 1 home run.....	16-8
5+Run games.....	18-9	... 2+ home runs....	9-1
Extra innings.....	3-2		
Shutouts.....	2-1	Opponent 0 home runs	25-9
	 1 home run.	11-8
	 2+ HRs.....	6-8
Scoring 0-2 runs....	2-7		
..... 3-5 runs....	7-12	Made 0 errors.....	16-4
..... 6-9 runs....	15-6 1 error.....	10-11
..... 10+ runs....	18-0 2+ errors.....	16-10
Opponent 0-2 runs... 19-1			
..... 3-5 runs... 12-5		Opp. made 0 errors..	7-14
..... 6-9 runs... 9-13	 1 error...	12-6
..... 10+ runs... 2-6	 2+ errors.	23-5
Scored in 1st inning 22-5			
Opp. scored in 1st.. 13-8		Out-hit opponent....	30-2
Scores first..... 29-11		Out-hit by opponent.	8-20
Opp. scores first... 13-14		Hits are tied.....	4-3

Record when team scores:

Runs	0	1	2	3	4	5	6	7	8	9	10+
W-L	0-1	0-3	2-3	2-8	2-1	3-3	5-3	3-2	3-1	4-0	18-0

Record when opponent scores:

Runs	0	1	2	3	4	5	6	7	8	9	10+
W-L	2-0	9-0	8-1	5-1	2-1	5-3	3-4	2-4	3-2	1-3	2-6

Record when leading after:

Inn.	1	2	3	4	5	6	7	8
W-L	20-3	30-7	29-7	33-6	32-4	33-5	37-4	38-4

Record when trailing after:

Inn.	1	2	3	4	5	6	7	8
W-L	5-7	4-9	5-14	7-15	5-19	2-20	2-20	1-20

Record when tied after:

Inn.	1	2	3	4	5	6	7	8
W-L	17-15	8-9	8-4	2-4	5-2	7-0	3-1	3-1

Current losing streak : 1

Longest winning streak : 7

Longest losing streak : 6

Home attendance : 84933 (32 dates avg = 2654)

Away attendance : 191225 (35 dates avg = 5463)

Total attendance: 276158 (67 dates avg = 4121)



Sun Devil Baseball 2005




Arizona State Game-by-Game – Hitting

Date	Opponent	AB	R	H	RBI	2B	3B	HR	BB	IBB	SB	CS	HBP	SAC	SF	GDP	K	PO	A	E	Avg
Jan 28, 2005	Long Beach State	36	3	11	3	1	1	0	3	0	0	1	0	0	0	1	10	27	6	3	.306
Jan 29, 2005	Long Beach State	33	8	11	6	2	1	0	5	0	2	1	0	1	1	0	4	27	7	0	.319
Jan 30, 2005	Long Beach State	35	1	9	1	3	0	0	1	0	0	0	0	0	0	0	7	27	12	1	.298
Feb 04, 2005	New Mexico State	39	12	15	10	3	1	0	6	0	4	0	0	0	1	0	8	27	10	0	.322
Feb 05, 2005	Gonzaga	37	10	14	10	4	0	0	3	0	3	0	1	0	1	0	4	27	11	4	.333
Feb 06, 2005	Oregon State	35	6	8	6	3	0	1	1	0	2	0	2	1	0	0	9	27	17	5	.316
Feb 07, 2005	New Mexico State	39	11	15	9	6	1	0	6	0	6	0	0	0	1	2	10	27	13	2	.327
Feb 12, 2005	vs South Alabama	31	7	10	7	1	0	1	3	0	3	2	3	0	0	0	3	27	12	2	.326
Feb 12, 2005	vs Oklahoma	34	7	12	7	2	0	1	3	0	0	1	0	0	0	2	5	27	13	1	.329
Feb 13, 2005	vs Gonzaga	30	0	4	0	0	0	0	3	0	0	1	0	0	0	0	5	27	14	2	.312
Feb 15, 2005	at Arizona	48	6	11	6	2	0	0	7	1	3	2	3	1	1	1	9	41	12	3	.302
Feb 18, 2005	at Tulane	34	2	6	2	0	0	0	3	0	0	0	0	0	0	0	11	24	7	2	.292
Feb 19, 2005	at Tulane	34	2	10	2	1	0	0	2	0	1	0	0	1	0	0	3	24	14	1	.292
Feb 20, 2005	at Tulane	34	3	8	3	3	0	1	1	0	2	1	1	0	0	0	4	24	8	1	.289
Feb 23, 2005	at Arizona	35	5	9	5	0	1	2	6	0	1	0	1	0	0	1	10	24	9	3	.287
Feb 25, 2005	Baylor	29	5	5	5	0	0	1	2	0	0	0	1	1	1	1	4	27	12	2	.281
Feb 26, 2005	Baylor	33	12	16	11	2	0	1	7	1	1	3	0	1	2	1	2	27	7	1	.292
Feb 27, 2005	Baylor	37	7	9	7	0	1	1	4	0	2	1	0	2	0	0	11	30	18	5	.289
Mar 04, 2005	vs North Carolina	40	4	8	2	2	0	0	7	1	5	1	3	0	0	1	15	33	14	1	.284
Mar 05, 2005	at East Carolina	32	10	5	7	0	0	2	7	0	1	1	0	0	0	0	8	27	9	1	.278
Mar 06, 2005	vs Ohio State	28	3	8	3	2	0	0	6	0	4	1	0	1	0	1	6	27	16	3	.278
Mar 11, 2005	at LSU	34	5	9	5	1	0	0	1	0	0	1	2	0	1	0	6	24	10	0	.278
Mar 12, 2005	vs Western Illinois	49	19	23	15	6	3	3	2	0	2	0	1	0	0	2	3	27	11	1	.289
Mar 13, 2005	vs Western Illinois	61	30	35	29	7	0	5	6	0	3	0	2	0	1	3	4	27	10	2	.309
Mar 13, 2005	at LSU	33	3	6	3	0	0	1	2	0	1	0	0	0	0	0	2	24	7	3	.304
Mar 18, 2005	Oklahoma	34	5	10	5	2	1	1	3	2	1	1	1	0	1	0	6	27	14	1	.304
Mar 19, 2005	Oklahoma	29	5	6	3	1	1	0	4	1	3	0	2	0	1	0	4	27	17	2	.301
Mar 20, 2005	Oklahoma	33	6	9	5	2	0	2	6	3	1	0	1	0	0	0	6	27	16	0	.300
Mar 24, 2005	at *USC	36	8	11	6	5	0	0	5	2	1	1	1	0	0	1	11	24	9	1	.300
Mar 25, 2005	at *USC	48	17	22	14	4	1	2	4	0	0	0	3	1	1	0	8	27	12	4	.307
Mar 26, 2005	at *USC	34	2	5	2	0	0	1	4	1	1	1	2	0	1	1	7	30	12	0	.302
Apr 01, 2005	Wright State	38	13	16	13	0	1	1	8	0	6	1	1	0	0	1	3	27	11	2	.306
Apr 02, 2005	Wright State	35	11	13	9	2	0	0	11	0	4	2	1	0	0	0	9	27	10	0	.308
Apr 03, 2005	Wright State	40	14	15	14	1	1	3	5	0	1	0	2	0	1	0	3	27	7	0	.310
Apr 09, 2005	at *California	35	11	13	9	3	0	1	8	0	1	0	2	4	1	0	5	27	15	0	.312
Apr 09, 2005	at *California	35	3	10	3	3	0	0	2	0	0	0	0	1	0	1	6	24	10	1	.311
Apr 10, 2005	at *California	33	3	8	3	2	0	0	1	0	0	1	0	1	0	0	6	25	10	0	.310
Apr 15, 2005	*Stanford	34	9	12	8	2	0	1	1	0	1	2	2	0	0	0	4	27	4	0	.311
Apr 16, 2005	*Stanford	32	6	9	6	1	1	1	10	0	1	1	1	1	0	1	10	27	11	2	.310
Apr 17, 2005	*Stanford	36	10	11	9	3	0	0	6	0	4	0	1	0	0	0	8	27	12	0	.310
Apr 22, 2005	*UCLA	38	12	17	12	1	0	1	3	0	3	0	3	3	0	1	7	27	16	2	.314
Apr 23, 2005	*UCLA	39	16	18	13	5	0	0	5	0	2	1	2	0	3	0	6	27	14	0	.317
Apr 24, 2005	*UCLA	38	10	16	10	2	0	1	4	0	8	0	1	0	1	2	6	27	8	1	.320
Apr 29, 2005	at *Oregon State	34	5	9	4	0	0	1	4	0	2	3	0	0	0	1	4	24	13	0	.319
Apr 30, 2005	at *Oregon State	35	3	11	2	2	0	0	2	0	4	2	1	1	0	1	6	27	18	0	.319
May 01, 2005	at *Oregon State	34	1	8	1	0	0	0	3	0	0	0	0	0	0	1	5	24	11	1	.317
May 04, 2005	Utah Valley State	36	6	12	4	2	0	1	4	0	4	1	1	0	0	1	11	27	12	2	.317
May 14, 2005	*Arizona	31	6	8	5	0	0	0	6	2	1	0	0	2	0	1	8	27	12	0	.316
May 15, 2005	*Arizona	34	7	9	6	0	0	0	5	0	2	0	0	1	1	1	7	27	8	6	.315
May 16, 2005	*Arizona	38	1	10	1	2	0	0	0	0	0	0	2	0	0	1	6	27	8	1	.314
May 20, 2005	at *Washington	29	4	7	4	0	0	1	7	0	2	0	1	3	0	2	13	24	8	1	.313
May 21, 2005	at *Washington	32	3	7	3	0	0	0	5	0	4	1	0	1	0	0	6	26	8	1	.311
May 22, 2005	at *Washington	29	2	4	2	0	0	0	9	0	0	1	1	1	0	0	5	27	9	0	.309
May 27, 2005	*Washington State	35	8	11	8	4	1	0	6	1	4	0	0	0	0	0	4	27	16	0	.309
May 28, 2005	*Washington State	36	16	14	16	5	0	1	8	1	2	1	1	1	0	0	5	27	16	1	.310
May 29, 2005	*Washington State	28	7	11	5	0	0	0	7	1	7	6	0	1	0	1	8	27	12	2	.311
Jun 03, 2005	East Carolina	31	9	10	7	1	0	2	2	0	2	0	4	0	0	2	3	27	9	2	.312
Jun 04, 2005	vs Coastal Carolina	40	11	15	9	2	0	0	7	1	3	0	0	0	1	0	5	27	8	2	.313
Jun 05, 2005	Coastal Carolina	37	9	16	6	1	0	1	5	1	2	0	0	0	1	1	4	27	12	3	.315
Jun 10, 2005	at CS Fullerton	30	2	3	2	2	0	1	1	0	1	0	1	0	0	0	7	24	5	1	.312
Jun 11, 2005	vs CS Fullerton	29	6	6	5	3	1	1	3	1	1	0	1	1	0	0	3	27	13	1	.310
Jun 12, 2005	at CS Fullerton	44	9	18	9	1	0	2	2	0	0	1	1	0	0	1	4	27	8	2	.312
Jun 17, 2005	vs Nebraska	30	3	6	3	3	0	0	3	1	0	1	0	1	0	0	7	24	7	1	.311
Jun 19, 2005	vs Tennessee	33	4	9	4	2	0	0	7	0	2	2	1	0	1	0	8	27	10	1	.310
Jun 21, 2005	vs Nebraska	37	8	12	7	0	0	3	3	0	1	1	1	2	1	1	5	33	11	0	.311
Jun 22, 2005	vs Florida	28	6	9	6	2	0	1	4	0	0	0	0	2	0	1	1	27	10	0	.311
Jun 23, 2005	vs Florida	33	3	8	2	2	0	0	3	0	0	0	0	0	0	2	4	24	12	0	.310
Totals		2360	481	731	429	124	17	50	293	21	128	48	62	37	25	42	417	1796	743	93	.310



Sun Devil Baseball 2005



Arizona State Game-by-Game -- Pitching

Date	Opponent	IP	H	R	ER	BB	SO	2B	3B	HR	WP	BK	HBP	DP	IBB	Score	W-L	SV	ERA
Jan 28, 2005	Long Beach State	9.0	10	7	3	3	11	3	0	0	3	0	5	0	2	3-7	0-1	0	3.00
Jan 29, 2005	Long Beach State	9.0	13	6	6	1	9	4	1	0	1	0	0	0	0	8-6	1-1	0	4.50
Jan 30, 2005	Long Beach State	9.0	16	11	8	3	11	4	0	1	1	0	3	1	0	1-11	1-2	0	5.67
Feb 04, 2005	New Mexico State	9.0	7	0	0	0	14	1	0	0	0	0	0	1	0	12-0	2-2	0	4.25
Feb 05, 2005	Gonzaga	9.0	11	8	7	2	4	4	0	1	0	1	1	0	0	10-8	3-2	1	4.80
Feb 06, 2005	Oregon State	9.0	15	12	10	3	10	5	1	1	0	0	1	0	0	6-12	3-3	1	5.67
Feb 07, 2005	New Mexico State	9.0	9	10	7	4	6	2	1	2	2	0	2	1	0	11-10	4-3	1	5.86
Feb 12, 2005	vs South Alabama	9.0	5	2	1	1	8	1	0	0	0	0	0	0	0	7-2	5-3	1	5.25
Feb 12, 2005	vs Oklahoma	9.0	11	5	4	2	8	1	0	0	1	1	0	1	0	7-5	6-3	1	5.11
Feb 13, 2005	vs Gonzaga	9.0	7	2	1	1	7	0	0	0	0	0	0	1	0	0-2	6-4	1	4.70
Feb 15, 2005	at Arizona	13.2	12	7	6	5	13	0	1	2	0	1	0	1	0	6-7	6-5	1	4.60
Feb 18, 2005	at Tulane	8.0	10	8	7	7	9	2	1	1	2	0	0	1	1	2-8	6-6	1	4.84
Feb 19, 2005	at Tulane	8.0	13	7	7	3	4	2	0	0	1	0	2	1	1	2-7	6-7	1	5.04
Feb 20, 2005	at Tulane	8.0	10	9	9	4	3	3	0	2	0	0	2	3	0	3-9	6-8	1	5.36
Feb 23, 2005	at Arizona	8.0	16	11	9	1	4	4	1	3	0	0	1	1	1	5-11	6-9	1	5.64
Feb 25, 2005	Baylor	9.0	10	3	2	2	10	3	0	0	0	0	0	1	1	5-3	7-9	1	5.41
Feb 26, 2005	Baylor	9.0	8	4	2	2	6	3	0	1	0	1	1	1	0	12-4	8-9	1	5.21
Feb 27, 2005	Baylor	10.0	10	8	4	5	7	4	0	1	1	0	1	0	1	7-8	8-10	1	5.11
Mar 04, 2005	vs North Carolina	11.0	3	3	3	7	14	0	0	2	0	0	1	1	0	4-3	9-10	1	4.95
Mar 05, 2005	at East Carolina	9.0	7	3	2	5	4	2	0	1	0	0	0	2	0	10-3	10-10	1	4.80
Mar 06, 2005	vs Ohio State	9.0	6	0	0	3	8	1	0	0	0	0	1	0	0	3-0	11-10	2	4.58
Mar 11, 2005	at LSU	8.0	10	6	6	5	4	2	0	1	0	0	0	1	0	5-6	11-11	2	4.66
Mar 12, 2005	vs Western Illinois	9.0	8	1	1	3	9	2	0	0	0	0	0	2	0	19-1	12-11	3	4.51
Mar 13, 2005	vs Western Illinois	9.0	18	13	10	4	4	2	0	1	0	0	0	2	0	30-13	13-11	3	4.73
Mar 13, 2005	at LSU	8.0	20	20	15	7	10	3	2	6	0	0	1	2	0	3-20	13-12	3	5.16
Mar 18, 2005	at Oklahoma	9.0	6	4	4	4	10	1	0	0	2	0	3	1	0	5-4	14-12	3	5.12
Mar 19, 2005	Oklahoma	9.0	5	1	0	2	7	0	0	0	0	0	0	0	0	5-1	15-12	3	4.93
Mar 20, 2005	Oklahoma	9.0	9	5	5	5	8	1	0	0	0	0	2	1	0	6-5	16-12	4	4.93
Mar 24, 2005	at *USC	8.0	10	9	9	9	6	0	1	0	0	0	3	1	0	8-9	16-13	4	5.09
Mar 25, 2005	at *USC	9.0	4	1	0	2	5	0	0	0	1	0	1	1	0	17-1	17-13	4	4.92
Mar 26, 2005	at *USC	10.0	8	1	1	3	2	2	0	1	0	0	1	1	1	2-1	18-13	5	4.78
Apr 01, 2005	Wright State	9.0	11	1	0	1	6	1	0	0	0	0	2	3	0	13-1	19-13	5	4.63
Apr 02, 2005	Wright State	9.0	7	3	3	1	12	2	0	0	0	0	0	0	0	11-3	20-13	5	4.58
Apr 03, 2005	Wright State	9.0	5	1	1	2	11	1	0	0	1	0	0	0	0	14-1	21-13	5	4.48
Apr 09, 2005	at *California	9.0	12	7	7	4	6	5	0	2	0	0	3	1	0	11-7	22-13	5	4.55
Apr 09, 2005	at *California	8.0	15	7	6	3	4	0	0	2	1	0	1	2	0	3-7	22-14	5	4.60
Apr 10, 2005	at *California	8.1	9	4	4	4	7	1	0	1	0	0	1	1	1	3-4	22-15	5	4.59
Apr 15, 2005	*Stanford	9.0	5	2	2	2	7	2	0	1	0	0	1	0	0	9-2	23-15	5	4.53
Apr 16, 2005	*Stanford	9.0	9	5	5	1	10	2	0	0	1	1	2	2	0	6-5	24-15	5	4.54
Apr 17, 2005	*Stanford	9.0	17	9	9	3	6	2	0	1	1	0	0	2	0	10-9	25-15	6	4.65
Apr 22, 2005	*UCLA	9.0	7	5	1	1	9	1	0	1	0	0	0	2	0	12-5	26-15	7	4.56
Apr 23, 2005	*UCLA	9.0	7	2	2	3	9	0	0	1	0	0	0	1	0	16-2	27-15	8	4.50
Apr 24, 2005	*UCLA	9.0	11	8	8	6	10	1	1	0	0	0	2	1	0	10-8	28-15	9	4.58
Apr 29, 2005	at *Oregon State	8.0	12	6	6	3	4	1	0	1	0	0	0	1	0	5-6	28-16	9	4.63
Apr 30, 2005	at *Oregon State	9.0	5	1	1	5	4	1	0	0	0	0	0	0	0	3-1	29-16	10	4.54
May 01, 2005	at *Oregon State	8.0	9	5	4	1	5	2	0	0	1	0	1	0	1	1-5	29-17	10	4.54
May 04, 2005	Utah Valley State	9.0	12	9	6	3	8	6	0	0	0	0	0	0	0	6-9	29-18	10	4.57
May 14, 2005	*Arizona	9.0	6	2	2	5	5	3	0	0	0	0	1	1	1	6-2	30-18	11	4.52
May 15, 2005	*Arizona	9.0	18	16	12	5	4	2	3	3	1	0	0	2	0	7-16	30-19	11	4.67
May 16, 2005	*Arizona	9.0	17	18	17	4	10	7	1	0	2	0	0	0	0	1-18	30-20	11	4.92
May 20, 2005	at *Washington	8.0	13	6	6	6	8	2	0	0	1	0	1	0	1	4-6	30-21	11	4.95
May 21, 2005	at *Washington	8.2	7	5	5	5	5	0	0	2	0	0	2	0	0	3-5	30-22	11	4.96
May 22, 2005	at *Washington	9.0	4	1	1	7	7	0	0	0	0	0	0	0	0	2-1	31-22	12	4.88
May 27, 2005	*Washington State	9.0	9	2	2	2	5	2	0	0	0	0	0	1	0	8-2	32-22	12	4.83
May 28, 2005	*Washington State	9.0	13	6	5	6	10	1	1	0	0	0	1	0	1	16-6	33-22	12	4.83
May 29, 2005	*Washington State	9.0	7	2	1	2	8	1	0	0	1	0	1	3	0	7-2	34-22	12	4.76
Jun 03, 2005	East Carolina	9.0	12	6	5	3	12	2	1	2	0	0	0	0	0	9-6	35-22	12	4.77
Jun 04, 2005	vs Coastal Carolina	9.0	8	3	3	3	8	2	0	0	1	1	0	1	0	11-3	36-22	12	4.74
Jun 05, 2005	Coastal Carolina	9.0	7	5	2	3	7	1	0	2	2	0	0	0	0	9-5	37-22	13	4.69
Jun 10, 2005	at CS Fullerton	8.0	4	3	2	5	7	1	0	1	0	1	0	0	1	2-3	37-23	13	4.65
Jun 11, 2005	vs CS Fullerton	9.0	8	2	2	4	4	0	0	0	0	0	0	2	0	6-2	38-23	14	4.61
Jun 12, 2005	at CS Fullerton	9.0	8	8	6	4	10	1	0	2	1	0	3	1	0	9-8	39-23	15	4.63
Jun 17, 2005	vs Nebraska	8.0	7	5	4	6	8	0	0	0	0	0	2	2	0	3-5	39-24	15	4.63
Jun 19, 2005	vs Tennessee	9.0	10	2	2	1	4	4	0	1	0	0	1	1	0	4-2	40-24	15	4.59
Jun 21, 2005	vs Nebraska	11.0	12	7	7	5	13	1	0	1	0	1	2	0	0	8-7	41-24	15	4.61
Jun 22, 2005	vs Florida	9.0	5	1	1	0	7	1	0	0	1	0	0	0	0	6-1	42-24	15	4.56
Jun 23, 2005	vs Florida	8.0	8	6	6	3	3	0	0	3	1	0	1	2	0	3-6	42-25	15	4.59
Totals		598.2	643	368	305	230	498	121	16	54	31	8	60	61	14	481-368	42-25	15	4.59

* = Pac-10 game



Sun Devil Baseball 2005

Arizona State Baseball – Pac-10 Statistics

Record: 15-9 Home: 10-2 Away: 5-7 Pac-10: 15-9

Player	AVG	GP-GS	AB	R	H	2B	3B	HR	RBI	TB	SLG%	BB	HBP	SO	GDP	OB%	SF	SH	SB-ATT	PO	A	E	FLD%
4 Travis Buck.....	.426	24-24	101	29	43	12	0	1	15	58	.574	13	1	13	3	.496	0	5	15-18	30	17	1	.979
13 Austin Stockfisch	.400	8-0	10	1	4	0	0	0	3	4	.400	1	1	2	0	.500	0	0	0-0	10	1	1	.917
7 Vinny Biancamano.	.375	6-1	8	1	3	0	0	0	0	3	.375	1	0	1	0	.444	0	0	0-0	1	2	1	.750
6 Seth Dhaenens....	.372	22-21	78	14	29	4	0	0	17	33	.423	11	1	20	1	.451	1	4	5-7	42	61	4	.963
2 J.J. Sferra.....	.349	21-21	63	13	22	1	0	0	10	23	.365	9	3	6	0	.453	0	4	2-4	31	2	1	.971
12 Andrew Romine....	.345	18-16	58	11	20	1	0	0	6	21	.362	4	0	7	1	.387	0	1	7-7	26	47	3	.961
18 Willy Fox.....	.323	14-4	31	7	10	0	1	0	8	12	.387	4	1	10	0	.417	0	0	1-3	0	0	0	.000
9 Colin Curtis.....	.316	24-24	95	19	30	5	0	1	16	38	.400	14	2	16	3	.414	0	3	8-12	48	1	0	1.000
39 Tuffy Gosewisch..	.299	24-24	87	19	26	5	1	1	24	36	.414	13	6	15	1	.421	1	2	2-3	152	14	2	.988
11 Jeff Larish.....	.294	24-24	85	20	25	6	0	6	24	49	.576	25	2	23	1	.456	2	2	5-8	165	12	2	.989
37 Zechry Zinicola..	.282	12-7	39	6	11	2	0	1	4	16	.410	2	0	9	0	.317	0	0	0-1	58	13	2	.973
5 Joey Hooft.....	.231	23-19	78	14	18	1	0	1	11	22	.282	5	3	11	2	.295	2	0	3-5	16	32	2	.960
14 Rocky Laguna.....	.231	20-13	52	9	12	5	0	0	6	17	.327	8	3	17	1	.365	0	1	1-2	19	1	2	.909
36 DJ Butler.....	.200	3-0	5	0	1	0	0	0	0	1	.200	0	0	4	0	.200	0	0	0-0	0	0	0	.000
15 Joe Persichina...	.167	17-11	36	5	6	2	1	0	7	10	.278	4	1	5	3	.256	2	0	1-1	26	26	1	.981
28 Eric Sogard.....	.167	5-0	6	2	1	0	0	0	1	1	.167	1	0	1	0	.286	0	0	0-0	0	2	0	1.000
49 Brett Bordes.....	.000	1-0	1	0	0	0	0	0	0	0	.000	0	0	1	0	.000	0	0	0-0	1	9	1	.909
Totals.....	.313	24-24	833	170	261	44	3	11	152	344	.413	115	24	161	16	.408	8	22	50-71	633	272	24	.974
Opponents.....	.288	24-24	812	130	234	38	7	16	122	334	.411	92	22	156	21	.373	6	19	19-34	623	283	34	.964

LOB - Team (210), Opp (188). DPs turned - Team (23), Opp (19). CI - Team (0), Opp (1). IBB - Team (8), Larish 4, Fox 1, Zinicola 1, Curtis 1, Buck 1, Opp (6). Picked off - Buck 1.


(Pac-10 games only Sorted by Earned run avg)

Player	ERA	W-L	APP	GS	CG	SHO/CBO	SV	IP	H	R	ER	BB	SO	2B	3B	HR	AB	B/Avg	WP	HBP	BK	SFA	SHA
41 Josh Satow.....	0.00	0-0	2	0	0	0/0	0	1.0	2	0	0	1	0	0	0	0	5	.400	0	0	0	0	0
17 Seth Garrison....	2.16	0-0	6	1	0	0/0	0	8.1	11	4	2	5	6	0	1	0	35	.314	1	0	0	0	1
47 Ty Marotz.....	2.84	2-0	8	0	0	0/0	0	12.2	14	4	4	4	14	2	0	1	49	.286	0	0	0	0	0
34 Jason Urquidez...	3.23	3-2	9	7	0	0/0	1	47.1	43	19	17	20	29	6	0	3	172	.250	1	5	1	1	4
49 Brett Bordes.....	3.75	4-2	15	1	0	0/0	1	24.0	18	11	10	12	16	6	0	2	84	.214	2	2	0	1	3
37 Zechry Zinicola..	6.00	1-1	11	2	0	0/0	3	21.0	19	14	14	15	17	6	0	2	74	.257	1	5	0	0	4
45 Erik Averill.....	6.08	2-2	10	7	0	0/0	0	37.0	45	30	25	13	23	8	2	4	146	.308	0	3	0	1	4
40 Pat Bresnehan....	6.26	1-2	12	5	1	0/0	1	41.2	53	33	29	13	33	5	2	2	171	.310	4	4	0	2	1
50 Tony Barnette....	6.92	2-0	9	1	0	0/0	2	13.0	19	10	10	7	16	4	0	0	55	.345	0	3	0	0	1
31 Kevin Dryanski...	9.00	0-0	4	0	0	0/0	0	5.0	10	5	5	2	2	1	2	2	21	.476	1	0	0	1	1
Totals.....	4.95	15-9	24	24	1	0/0	8	211.0	234	130	116	92	156	38	7	16	812	.288	10	22	1	6	19
Opponents.....	6.02	9-15	24	24	1	0/0	5	207.2	261	170	139	115	161	44	3	11	833	.313	17	24	4	8	22

PB - Team (1), Gosewisch 1, Opp (3). Pickoffs - Team (4), Zinicola 3, Averill 1, Opp (1). SBA/ATT - Gosewisch (16-27), Bresnehan (9-11), Averill (4-7), Urquidez (1-6), Barnette (2-4), Stockfisch (2-2), Bordes, B. (0-2), Zinicola (2-2), Marotz (1-1), Garrison (0-1).



Sun Devil Baseball 2005



Arizona State Baseball -- NCAA Tournament Statistics

Record: 8-3 Home: 3-0 Away: 1-1 Neutral: 4-2

Player	AVG	GP-GS	AB	R	H	2B	3B	HR	RBI	TB	SLG%	BB	HBP	SO	GDP	OB%	SF	SH	SB-ATT	PO	A	E	FLD%
28 Eric Sogard.....	.500	3-0	2	0	1	1	0	0	2	2	1.000	0	0	0	0	.500	0	0	0-0	0	0	0	.000
11 Jeff Larish.....	.410	11-11	39	20	16	3	0	6	11	37	.949	9	3	7	0	.538	1	0	1-2	89	7	2	.980
9 Colin Curtis.....	.400	11-11	40	8	16	2	0	1	6	21	.525	8	1	6	0	.510	0	1	0-1	17	1	1	.947
39 Tuffy Gosewisch..	.364	11-11	44	3	16	6	0	0	17	22	.500	3	1	3	3	.417	0	1	0-0	85	8	0	1.000
4 Travis Buck.....	.348	11-11	46	15	16	2	0	2	5	24	.522	3	1	3	0	.400	0	1	4-5	22	2	1	.960
2 J.J. Sferra.....	.317	11-11	41	5	13	1	0	0	5	14	.341	0	1	2	1	.326	1	0	2-2	16	0	0	1.000
5 Joey Hooft.....	.286	11-8	35	5	10	2	0	0	2	12	.343	4	0	3	2	.359	0	0	3-4	6	18	0	1.000
15 Joe Persichina...	.286	4-1	7	2	2	0	0	1	2	5	.714	0	0	1	0	.250	1	0	0-0	3	5	0	1.000
37 Zechry Zinicola..	.263	6-5	19	0	5	1	0	0	3	6	.316	3	0	3	0	.364	0	0	0-0	15	0	1	.938
6 Seth Dhaenens....	.200	11-10	35	5	7	1	0	0	3	8	.229	2	1	5	1	.263	0	1	2-2	14	28	3	.933
12 Andrew Romine....	.189	11-11	37	5	7	0	1	1	1	12	.324	2	1	8	1	.250	0	0	0-0	18	27	4	.918
18 Willy Fox.....	.176	8-6	17	1	3	0	0	0	3	3	.176	4	0	4	0	.318	1	0	0-1	0	0	0	.000
14 Rocky Laguna.....	.000	6-1	7	1	0	0	0	0	0	0	.000	1	0	4	0	.125	0	2	0-0	1	0	0	1.000
13 Austin Stockfisch	.000	1-0	2	0	0	0	0	0	0	0	.000	0	0	1	0	.000	0	0	0-0	0	0	0	.000
3 Jeff Landry.....	.000	2-0	1	0	0	0	0	0	0	0	.000	1	0	1	0	.500	0	0	0-0	0	0	0	.000

17 Seth Garrison....	.000	2-2	0	0	0	0	0	0	0	0	.000	0	0	0	0	.000	0	0	0-0	0	0	0	.000
Totals.....	.301	11-11	372	70	112	19	1	11	60	166	.446	40	9	51	8	.379	4	6	12-17	294	105	13	.968
Opponents.....	.239	11-11	372	48	89	13	1	12	40	140	.376	37	9	83	8	.323	0	5	5-7	289	149	14	.969

LOB - Team (72), Opp (81). DPs turned - Team (9), Opp (9). IBB - Team (4), Curtis 2, Buck 1, Gosewisch 1, Opp (1). Picked off - Curtis 2, Gosewisch 1, Fox 1, Dhaenens 1.

(All games - Series NCAA Sorted by Earned run avg)

Player	ERA	W-L	APP	GS	CG	SHO/CBO	SV	IP	H	R	ER	BB	SO	2B	3B	HR	AB	B/Avg	WP	HBP	BK	SFA	SHA
45 Erik Averill.....	2.01	3-0	4	4	2	0/0	0	31.1	26	7	7	7	22	7	0	1	116	.224	2	1	1	0	1
34 Jason Urquidez...	2.96	2-0	6	5	0	0/0	0	27.1	23	11	9	13	23	3	0	3	103	.223	1	1	1	0	2
37 Zechry Zinicola..	3.72	1-1	5	1	0	0/0	0	9.2	5	5	4	5	9	0	0	0	33	.152	1	5	1	0	0
50 Tony Barnette....	4.50	0-0	2	1	0	0/0	0	4.0	4	4	2	0	2	0	0	2	16	.250	1	0	0	0	0
40 Pat Bresnehan....	5.84	2-0	7	0	0	0/0	1	12.1	11	9	8	4	9	1	0	2	46	.239	1	1	0	0	1
49 Brett Bordes.....	6.35	0-2	8	0	0	0/0	2	11.1	16	10	8	8	14	2	0	3	48	.333	0	1	0	0	1
47 Ty Marotz.....	9.00	0-0	1	0	0	0/0	0	2.0	4	2	2	0	4	0	1	1	10	.400	0	0	0	0	0
Totals.....	3.67	8-3	11	11	2	0/0	3	98.0	89	48	40	37	83	13	1	12	372	.239	6	9	3	0	5
Opponents.....	5.70	3-8	11	11	1	0/0	1	96.1	112	70	61	40	51	19	1	11	372	.301	5	9	2	4	6

PB - Team (0), Opp (1). Pickoffs - Team (1), Gosewisch 1, Opp (5). SBA/ATT - Gosewisch (5-7), Averill (4-4), Bordes, B. (1-2), Urquidez (0-1).

Game date	Opposing team	Score	r	h	e/	r	h	e	Inns	Pitcher of record	Attend	Time
@Jun 03, 2005	East Carolina	W 9-6	9	10	2/	6	12	1	9	Urquidez (W 9-4)	2280	2:58
@Jun 04, 2005 vs	#24 Coastal Carolina	W 11-3	11	15	2/	3	8	6	9	Averill (W 9-4)	2353	3:29
@Jun 05, 2005	#24 Coastal Carolina	W 9-5	9	16	3/	5	7	2	9	Bresnehan (W 4-4)	1511	3:11
!Jun 10, 2005 at	#3 CS Fullerton	2-3 L	2	3	1/	3	4	0	9	Bordes, B. (L 5-6)	3654	2:51
!Jun 11, 2005 vs	#3 CS Fullerton	W 6-2	6	6	1/	2	8	0	9	Averill (W 10-4)	3654	3:16
!Jun 12, 2005 at	#3 CS Fullerton	W 9-8	9	18	2/	8	8	1	9	Urquidez (W 10-4)	3022	4:00
%Jun 17, 2005 vs	#2 Nebraska	3-5 L	3	6	1/	5	7	0	9	Zinicola (L 3-4)	24904	3:13
%Jun 19, 2005 vs	#6 Tennessee	W 4-2	4	9	1/	2	10	1	9	Bresnehan (W 5-4)	26813	3:27
%Jun 21, 2005 vs	#2 Nebraska	W 8-7	8	12	0/	7	12	3	(11)	Zinicola (W 4-4)	26220	4:07
%Jun 22, 2005 vs	#5 Florida	W 6-1	6	9	0/	1	5	0	9	Averill (W 11-4)	27452	2:53
%Jun 23, 2005 vs	#5 Florida	3-6 L	3	8	0/	6	8	0	9	Bordes, B. (L 5-7)	16819	3:06

@ = NCAA Regional (Tempe, Ariz.)

! = NCAA Super Regional (Fullerton, Calif.)

% = College World Series (Omaha, Neb.)



Sun Devil Baseball 2005

Arizona State Baseball – NCAA Regional Statistics

Record: 3-0 Home: 3-0 Away: 0-0

Player	AVG	GP-GS	AB	R	H	2B	3B	HR	RBI	TB	SLG%	BB	HBP	SO	GDP	OB%	SF	SH	SB-ATT	PO	A	E	FLD%
9 Colin Curtis.....	.545	3-3	11	6	6	0	0	1	3	9	.818	3	1	1	0	.667	0	0	0-0	7	1	1	.889
11 Jeff Larish.....	.545	3-3	11	8	6	0	0	2	5	12	1.091	2	2	2	0	.625	1	0	1-1	25	2	1	.964
2 J.J. Sferra.....	.538	3-3	13	4	7	0	0	0	0	7	.538	0	0	0	1	.538	0	0	2-2	5	0	0	1.000
39 Tuffy Gosewisch..	.500	3-3	12	0	6	4	0	0	10	10	.833	2	0	1	0	.571	0	0	0-0	25	3	0	1.000
4 Travis Buck.....	.400	3-3	15	6	6	0	0	0	0	6	.400	0	0	0	0	.400	0	0	1-1	6	0	0	1.000
6 Seth Dhaenens....	.333	3-3	12	2	4	0	0	0	1	4	.333	1	1	1	1	.429	0	0	1-1	6	10	1	.941
12 Andrew Romine....	.250	3-3	12	2	3	0	0	0	0	3	.250	1	0	2	0	.308	0	0	0-0	2	7	3	.750
18 Willy Fox.....	.250	3-3	8	1	2	0	0	0	3	2	.250	3	0	2	0	.417	1	0	0-0	0	0	0	.000
5 Joey Hooft.....	.083	3-3	12	0	1	0	0	0	0	1	.083	2	0	1	1	.214	0	0	2-2	2	3	0	1.000
14 Rocky Laguna.....	.000	1-0	2	0	0	0	0	0	0	0	.000	0	0	2	0	.000	0	0	0-0	0	0	0	.000
Totals.....	.380	3-3	108	29	41	4	0	3	22	54	.500	14	4	12	3	.461	2	0	7-7	81	29	7	.940
Opponents.....	.248	3-3	109	14	27	5	1	4	11	46	.422	9	0	27	0	.305	0	1	2-2	75	37	9	.926

LOB - Team (24), Opp (24). DPs turned - Team (1), Opp (3). IBB - Team (2), Curtis 1, Gosewisch 1. Picked off - Fox 1, Dhaenens 1.

(NCAA Tempe Regional - Series NCAA Sorted by Earned run avg)

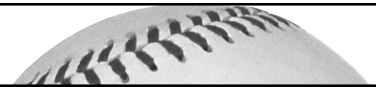
Player	ERA	W-L	APP	GS	CG	SHO/CBO	SV	IP	H	R	ER	BB	SO	2B	3B	HR	AB	B/Avg	WP	HBP	BK	SFA	SHA
40 Pat Bresnehan....	0.00	1-0	1	0	0	0/0	0	2.2	0	0	0	2	2	0	0	0	8	.000	1	0	0	0	0
34 Jason Urquidez...	1.50	1-0	1	1	0	0/0	0	6.0	6	2	1	1	8	2	0	1	24	.250	0	0	0	0	0
45 Erik Averill.....	3.00	1-0	1	1	1	0/0	0	9.0	8	3	3	3	8	2	0	0	35	.229	1	0	1	0	0
49 Brett Bordes.....	4.15	0-0	2	0	0	0/0	1	4.1	5	3	2	3	3	1	0	0	18	.278	0	0	0	0	1
50 Tony Barnette....	6.00	0-0	1	1	0	0/0	0	3.0	4	4	2	0	2	0	0	2	14	.286	1	0	0	0	0
47 Ty Marotz.....	9.00	0-0	1	0	0	0/0	0	2.0	4	2	2	0	4	0	1	1	10	.400	0	0	0	0	0
Totals.....	3.33	3-0	3	3	1	0/0	1	27.0	27	14	10	9	27	5	1	4	109	.248	3	0	1	0	1
Opponents.....	9.00	0-3	3	3	0	0/0	0	25.0	41	29	25	14	12	4	0	3	108	.380	3	4	1	2	0

Pickoffs - Team (0), Opp (2). SBA/ATT - Averill (2-2), Gosewisch (2-2).

Game date	Opposing team	Score	r	h	e/	r	h	e	Inns	Pitcher of record	Attend	Time
Jun 03, 2005	East Carolina	W 9-6	9	10	2/	6	12	1	9	Urquidez (W 9-4)	2280	2:58
Jun 04, 2005 vs	#24 Coastal Carolina	W 11-3	11	15	2/	3	8	6	9	Averill (W 9-4)	2353	3:29
Jun 05, 2005	#24 Coastal Carolina	W 9-5	9	16	3/	5	7	2	9	Bresnehan (W 4-4)	1511	3:11



Sun Devil Baseball 2005



Arizona State Baseball – NCAA Super Regional Statistics

Record: 2-1 Home: 0-0 Away: 1-1 Neutral: 1-0

Player	AVG	GP-GS	AB	R	H	2B	3B	HR	RBI	TB	SLG%	BB	HBP	SO	GDP	OB%	SF	SH	SB-ATT	PO	A	E	FLD%
28 Eric Sogard.....	1.000	1-0	1	0	1	1	0	0	2	2	2.000	0	0	0	0	1.000	0	0	0-0	0	0	0	.000
15 Joe Persichina...	.667	1-0	3	1	2	0	0	1	1	5	1.667	0	0	0	0	.667	0	0	0-0	0	2	0	1.000
39 Tuffy Gosewisch..	.500	3-3	12	2	6	1	0	0	4	7	.583	0	1	0	0	.538	0	0	0-0	22	2	0	1.000
37 Zechry Zinicola..	.400	3-3	10	0	4	1	0	0	3	5	.500	1	0	2	0	.455	0	0	0-0	14	0	1	.933
12 Andrew Romine....	.364	3-3	11	2	4	0	1	1	1	9	.818	0	0	1	1	.364	0	0	0-0	8	5	1	.929
4 Travis Buck.....	.273	3-3	11	5	3	1	0	1	2	7	.636	2	1	0	0	.429	0	0	2-2	3	2	0	1.000
11 Jeff Larish.....	.250	3-3	12	5	3	1	0	1	2	7	.583	1	1	3	0	.357	0	0	0-0	16	2	1	.947
5 Joey Hoofst.....	.250	3-0	4	1	1	0	0	0	0	1	.250	0	0	0	0	.250	0	0	0-0	1	0	0	1.000
6 Seth Dhaenens....	.111	3-3	9	0	1	0	0	0	0	1	.111	0	0	3	0	.111	0	0	0-0	3	10	1	.929
9 Colin Curtis.....	.100	3-3	10	1	1	0	0	0	0	1	.100	2	0	2	0	.250	0	1	0-1	6	0	0	1.000
2 J.J. Sferra.....	.091	3-3	11	0	1	1	0	0	1	2	.182	0	0	0	0	.091	0	0	0-0	4	0	0	1.000
18 Willy Fox.....	.000	3-2	8	0	0	0	0	0	0	0	.000	0	0	2	0	.000	0	0	0-0	0	0	0	.000
14 Rocky Laguna.....	.000	1-1	1	0	0	0	0	0	0	0	.000	0	0	1	0	.000	0	0	0-0	1	0	0	1.000
Totals.....	.262	3-3	103	17	27	6	1	4	16	47	.456	6	3	14	1	.321	0	1	2-3	78	26	4	.963
Opponents.....	.213	3-3	94	13	20	2	0	3	10	31	.330	13	3	21	3	.327	0	1	0-0	78	33	1	.991

LOB - Team (18), Opp (20). DPs turned - Team (3), Opp (1). IBB - Team (1), Buck 1, Opp (1).

(NCAA Super Regional - Series NCAA Sorted by Earned run avg)

Player	ERA	W-L	APP	GS	CG	SHO/CBO	SV	IP	H	R	ER	BB	SO	2B	3B	HR	AB	B/Avg	WP	HBP	BK	SFA	SHA
34 Jason Urquidez...	0.79	1-0	2	1	0	0/0	0	11.1	5	1	1	5	9	1	0	1	39	.128	0	0	0	0	0
45 Erik Averill.....	1.17	1-0	1	1	0	0/0	0	7.2	5	1	1	3	4	0	0	0	25	.200	0	0	0	0	1
37 Zechry Zinicola..	7.71	0-0	2	1	0	0/0	0	2.1	2	3	2	3	2	0	0	0	9	.222	1	3	1	0	0
49 Brett Bordes.....	10.80	0-1	3	0	0	0/0	1	1.2	3	3	2	1	4	1	0	1	8	.375	0	0	0	0	0
40 Pat Bresnehan....	12.00	0-0	2	0	0	0/0	1	3.0	5	5	4	1	2	0	0	1	13	.385	0	0	0	0	0
Totals.....	3.46	2-1	3	3	0	0/0	2	26.0	20	13	10	13	21	2	0	3	94	.213	1	3	1	0	1
Opponents.....	5.54	1-2	3	3	1	0/0	0	26.0	27	17	16	6	14	6	1	4	103	.262	0	3	1	0	1

Pickoffs - Team (1), Gosewisch 1.

Game date	Opposing team	Score	r	h	e	r	h	e	Inns	Pitcher of record	Attend	Time
Jun 10, 2005 at #3 CS Fullerton		2-3 L	2	3	1	3	4	0	9	Bordes, B. (L 5-6)	3654	2:51
Jun 11, 2005 vs #3 CS Fullerton		W 6-2	6	6	1	2	8	0	9	Averill (W 10-4)	3654	3:16
Jun 12, 2005 at #3 CS Fullerton		W 9-8	9	18	2	8	8	1	9	Urquidez (W 10-4)	3022	4:00



Sun Devil Baseball 2005

Arizona State Baseball -- College World Series Statistics

Record: 3-2 Home: 0-0 Away: 0-0 Neutral: 3-2 Pac-10: 0-0

Player	AVG	GP-GS	AB	R	H	2B	3B	HR	RBI	TB	SLG%	BB	HBP	SO	GDP	OB%	SF	SH	SB-ATT	PO	A	E	FLD%
18 Willy Fox.....	1.000	2-1	1	0	1	0	0	0	0	1	1.000	1	0	0	0	1.000	0	0	0-1	0	0	0	.000
9 Colin Curtis.....	.474	5-5	19	1	9	2	0	0	3	11	.579	3	0	3	0	.545	0	0	0-0	4	0	0	1.000
11 Jeff Larish.....	.438	5-5	16	7	7	2	0	3	4	18	1.125	6	0	2	0	.591	0	0	0-1	48	3	0	1.000
5 Joey Hooft.....	.421	5-5	19	4	8	2	0	0	2	10	.526	2	0	2	1	.476	0	0	1-2	3	15	0	1.000
4 Travis Buck.....	.350	5-5	20	4	7	1	0	1	3	11	.550	1	0	3	0	.381	0	1	1-2	13	0	1	.929
2 J.J. Sferra.....	.294	5-5	17	1	5	0	0	0	4	5	.294	0	1	2	0	.316	1	0	0-0	7	0	0	1.000
39 Tuffy Gosewisch...	.200	5-5	20	1	4	1	0	0	3	5	.250	1	0	2	3	.238	0	1	0-0	38	3	0	1.000
6 Seth Dhaenens....	.143	5-4	14	3	2	1	0	0	2	3	.214	1	0	1	0	.200	0	1	1-1	5	8	1	.929
37 Zechry Zinicola..	.111	3-2	9	0	1	0	0	0	0	1	.111	2	0	1	0	.273	0	0	0-0	1	0	0	1.000
12 Andrew Romine....	.000	5-5	14	1	0	0	0	0	0	0	.000	1	1	5	0	.125	0	0	0-0	8	15	0	1.000
15 Joe Persichina...	.000	3-1	4	1	0	0	0	0	1	0	.000	0	0	1	0	.000	1	0	0-0	3	3	0	1.000
14 Rocky Laguna.....	.000	4-0	4	1	0	0	0	0	0	0	.000	1	0	1	0	.200	0	2	0-0	0	0	0	.000
13 Austin Stockfisch	.000	1-0	2	0	0	0	0	0	0	0	.000	0	0	1	0	.000	0	0	0-0	0	0	0	.000
3 Jeff Landry.....	.000	2-0	1	0	0	0	0	0	0	0	.000	1	0	1	0	.500	0	0	0-0	0	0	0	.000
28 Eric Sogard.....	.000	2-0	1	0	0	0	0	0	0	0	.000	0	0	0	0	.000	0	0	0-0	0	0	0	.000

17 Seth Garrison....	.000	2-2	0	0	0	0	0	0	0	0	.000	0	0	0	0	.000	0	0	0-0	0	0	0	.000
Totals.....	.273	5-5	161	24	44	9	0	4	22	65	.404	20	2	25	4	.357	2	5	3-7	135	50	2	.989
Opponents.....	.249	5-5	169	21	42	6	0	5	19	63	.373	15	6	35	5	.332	0	3	3-5	136	79	4	.982

LOB - Team (30), Opp (37). DPs turned - Team (5), Opp (5). IBB - Team (1), Curtis 1. Picked off - Curtis 2, Gosewisch 1.

(College World Series - Series NCAA Sorted by Earned run avg)

Player	ERA	W-L	APP	GS	CG	SHO/CBO	SV	IP	H	R	ER	BB	SO	2B	3B	HR	AB	B/Avg	WP	HBP	BK	SFA	SHA
50 Tony Barnette....	0.00	0-0	1	0	0	0/0	0	1.0	0	0	0	0	0	0	0	0	2	.000	0	0	0	0	0
45 Erik Averill.....	1.84	1-0	2	2	1	0/0	0	14.2	13	3	3	1	10	5	0	1	56	.232	1	1	0	0	0
37 Zechry Zinicola..	2.45	1-1	3	0	0	0/0	0	7.1	3	2	2	2	7	0	0	0	24	.125	0	2	0	0	0
40 Pat Bresnehan....	5.40	1-0	4	0	0	0/0	0	6.2	6	4	4	1	5	1	0	1	25	.240	0	1	0	0	1
34 Jason Urquidez...	6.30	0-0	3	3	0	0/0	0	10.0	12	8	7	7	6	0	0	1	40	.300	1	1	1	0	2
49 Brett Bordes.....	6.75	0-1	3	0	0	0/0	0	5.1	8	4	4	4	7	0	0	2	22	.364	0	1	0	0	0
Totals.....	4.00	3-2	5	5	1	0/0	0	45.0	42	21	20	15	35	6	0	5	169	.249	2	6	1	0	3
Opponents.....	3.97	2-3	5	5	0	0/0	1	45.1	44	24	20	20	25	9	0	4	161	.273	2	2	0	2	5

PB - Team (0), Opp (1). Pickoffs - Team (0), Opp (3). SBA/ATT - Gosewisch (3-5), Bordes, B. (1-2), Averill (2-2), Urquidez (0-1).

Game date	Opposing team	Score	r h e/ r h e	Inns	Pitcher of record	Attend Time
Jun 17, 2005	vs #2 Nebraska	3-5 L	3 6 1/ 5 7 0	9	Zinicola (L 3-4)	24904 3:13
Jun 19, 2005	vs #6 Tennessee	W 4-2	4 9 1/ 2 10 1	9	Bresnehan (W 5-4)	26813 3:27
Jun 21, 2005	vs #2 Nebraska	W 8-7	8 12 0/ 7 12 3	(11)	Zinicola (W 4-4)	26220 4:07
Jun 22, 2005	vs #5 Florida	W 6-1	6 9 0/ 1 5 0	9	Averill (W 11-4)	27452 2:53
Jun 23, 2005	vs #5 Florida	3-6 L	3 8 0/ 6 8 0	9	Bordes, B. (L 5-7)	16819 3:06



Sun Devil Baseball 2005

Home Runs and Misc. Hitting Breakdown:

Player	Multi-Hit Games					Multi RBI	HR Total	Home Run Breakdown						Last Home Run
	Total	2	3	4	5+			H	A	Solo	2	3	GS	
Vinny Biancamano	1	0	1	0	0	1	0	0	0	0	0	0	0	None
Travis Buck	35 (79)	22	7	4	1	10 (34)	6 (19)	4	2	3	2	0	1	6/22/05 vs. Florida
DJ Butler	0	0	0	0	0	0	0	0	0	0	0	0	0	None
Colin Curtis	28 (43)	20	7	1	0	12 (21)	2 (7)	1	1	0	1	1	0	6/5/05 vs. Coastal Carolina
Seth Dhaenens	14 (20)	11	3	0	0	7 (8)	2 (2)	1	1	0	2	0	0	4/1/05 vs. Wright State
Willy Fox	7	4	2	1	0	9	4	2	2	0	3	1	0	3/13/05 vs. Western Illinois
Tuffy Gosewisch	21 (57)	13	5	0	2	21 (46)	6 (10)	3	3	2	4	0	0	4/22/05 vs. UCLA
Joey Hooft	15	14	1	0	0	8	1 (6)	0	1	1	0	0	0	4/9/05 at California (Gm 1)
Rocky Laguna	11	7	4	0	0	6	1	1	0	0	0	1	0	4/3/05 vs. Wright State
Jeff Landry	0	0	0	0	0	0	0	0	0	0	0	0	0	None
Jeff Larish	26 (87)	21	3	2	0	19 (63)	23 (51)	7	16	11	7	5	0	6/21/05 vs. Nebraska
Joe Persichina	5 (18)	5	0	0	0	2 (6)	2 (3)	1	1	2	0	0	0	6/12/05 at CS Fullerton
Andrew Romine	13	8	4	0	1	4	1	0	1	1	0	0	0	6/12/05 at CS Fullerton
J.J. Sferra	18	15	2	1	0	5	0	0	0	0	0	0	0	None
Eric Sogard	0	0	0	0	0	1	0	0	0	0	0	0	0	None
Austin Stockfisch	2	2	0	0	0	1	0	0	0	0	0	0	0	None
Zechry Zinicola	7 (14)	6	1	0	0	6 (12)	2 (5)	0	2	0	2	0	0	5/20/05 at WASH
Team Totals	203	150	40	9	4	112	50	20	30	20	21	8	1	Buck (6/22 vs. UF)

(career in parenthesis)

Lineup Card - Record Breakdown:

- 1 - Curtis (9-7), Hooft (3-4), Buck (0-4), Sferra (4-3), Laguna (14-3), Landry (0-1), Dhaenens (1-0), Larish (11-3)
- 2 - Buck (37-16), Hooft (5-6), Gosewisch (0-1), Curtis (0-1), Sferra (0-1)
- 3 - Buck (5-5), Gosewisch (14-6), Larish (5-2), Hooft (0-1), Curtis (18-10), Dhaenens (0-1)
- 4 - Larish (22-16), Zinicola (2-1), Curtis (1-1), Gosewisch (10-7), Fox (6-1)
- 5 - Gosewisch (14-9), Curtis (14-6), Zinicola (4-3), Larish (3-2), Persichina (0-2), Fox (4-2), Dhaenens (2-0), Urquidez (1-0)
- 6 - Biancamano (1-2), Persichina (3-2), Gosewisch (3-1), Zinicola (2-4), Laguna (6-2), Hooft (13-2), Fox (6-3), Sogard (1-0), Larish (1-1), Dhaenens (6-5), Urquidez (0-1), Sferra (0-1), Satow (0-1)
- 7 - Persichina (4-3), Hooft (7-5), Biancamano (4-3), Zinicola (3-3), Larish (0-2), Gosewisch (1-1), Sogard (0-1), Landry (2-0), Butler (3-0), Laguna (0-1), Dhaenens (14-6), Averill (1-0), Sferra (1-1)
- 8 - Romine (10-10), Landry (1-0), Fox (0-1), Laguna (1-2), Sferra (20-6), Persichina (5-4), Dhaenens (3-0), Biancamano (0-1), Zinicola (1-1), Hooft (1-0)
- 9 - Sferra (10-10), Romine (27-12), G. Bordes (2-0), Persichina (3-2), Hooft (0-1)

Starters By Position Breakdown:

- C** - Gosewisch (67)
1B - Larish (50), Zinicola (12), Persichina (5)
2B - Dhaenens (35), Persichina (15), Biancamano (8), Hooft (7), G. Bordes (2),
3B - Hooft (34), Buck (20), Larish (3), Landry (3), Biancamano (2), Sogard (2), Dhaenens (3)
SS - Romine (59), Persichina (8)
LF - Curtis (50), Larish (10), Butler (2), Sferra (1), Hooft (1), Laguna (3)
CF - Sferra (53), Curtis (12), Buck (2)
RF - Buck (45), Laguna (15), Curtis (4), Larish (3)
DH - Fox (24), Laguna (11), Zinicola (11), Hooft (6), Biancamano (1), Curtis (1), Averill (1), Urquidez (2), Bowman (1), Sferra (2), Larish (1), Satow (2), Garrison (2)
P - Averill (20), Urquidez (17), Bresnehan (11), Zinicola (9), Barnette (5), Bordes (4), Marotz (1), Garrison (1)

Attendance

Home attendance:	84,933 (2,654 avg. - 32 dates)
Away attendance:	191,225 (5,463 avg. - 35 dates)
Total attendance:	276,158 (4,121 avg. - 67 dates)

Sun Devils Record When They Score:

Runs	0	1	2	3	4	5	6	7	8	9	10+
W-L	0-1	0-3	2-3	2-8	2-1	3-2	5-3	3-2	3-1	4-0	18-0

Sun Devils Record When Opponent Scores:

Runs	0	1	2	3	4	5	6	7	8	9	10+
W-L	2-0	9-0	7-1	5-1	2-1	6-3	3-4	2-4	3-2	1-3	2-6

Score By Innings In All Games:

Inning	1	2	3	4	5	6	7	8	9	Ex	Total
ASU	56	60	43	58	54	65	59	51	30	6	481
Opp.	33	18	43	69	56	43	23	32	46	5	368

Hitting Streaks:

Player	2005 Longest	Career Long	Current Streak
Vinny Biancamano	2	2	0
Greg Bordes	1	1	1
Travis Buck	14	16	4
DJ Butler	1	1	0
Colin Curtis	13	13	3
Seth Dhaenens	13	13	0
Willy Fox	4	4	1
Tuffy Gosewisch	11	11	0
Joey Hooft	9	9	6
Rocky Laguna	9	9	0
Jeff Landry	1	1	0
Jeff Larish	5	17	3
Joe Persichina	4	4	0
Andrew Romine	7	7	0
J.J. Sferra	7	7	3
Eric Sogard	1	1	0
Austin Stockfisch	7	7	0
Zechry Zinicola	6	6	0



Sun Devil Baseball 2005

Sun Devil Baseball's Record When...

(Through End of 2005 Season - 67 games)

Overall	42-25
at Packard Stadium	25-7
Playing on the Road	8-15
at Neutral Site	9-3
Day Games	22-14
Night Games	20-11

Scoring 0-4 Runs	6-16
Scoring 5-9 Runs	18-9
Scoring 10-19 Runs	17-0
Scoring 20+ Runs	1-0

Opp. 5 or less runs	31-6
Opp. 6 or more runs	11-19

ASU Scores First	29-11
Opp. Scores First	13-14
Scoring in 1st Inning	22-5

Leading After 6 Innings	33-5
Trailing After 6 Innings	2-20
Tied After 6 Innings	8-0

Leading After 7 Innings	37-4
Trailing After 7 Innings	2-20
Tied After 7 Innings	3-1

Leading After 8 Innings	38-4
Trailing After 8 Innings	1-20
Tied After 8 Innings	3-1

Last At-Bat Wins	6
After a Win	28-13
After a Loss	14-10

Collecting 1-3 Hits	0-1
Collecting 4-6 Hits	6-4
Collecting 7-9 Hits	6-13
Collecting 10+ Hits	25-7
Collecting 20+ Hits	3-0

Out-Hitting Opponent	29-2
Out-Hit by Opponent	8-20
Hits are Tied	4-3

ASU is Errorless	16-4
ASU Makes 1 Error	10-11
ASU Makes 2+ Errors	16-10

ASU Starter Gets Decision	21-17
Bullpen Gets Decision	21-8

ASU Hits 0 Home Runs	17-16
ASU Hits 1 Home Run	16-8
ASU Hits Multiple HR	9-1

vs. LHP Starters	18-11
vs. RHP Starters	24-14

In Extra Innings	3-2
Doubleheaders	1-1

vs. Non-Conference	25-13
Non-Conference Home	15-5
Non-Conference Away	3-8
Non-Conference Neutral	9-3

vs. Pac-10 (League Games Only)	15-9
Pac-10 Home	10-2
Pac-10 Away	5-7

vs. Ranked Opponents*	18-18
vs. Top 10 Opponents*	10-15
vs. Unranked Teams*	24-7

*Top 25 ranking at time played.

VS. PAC-10 SCHOOLS

Arizona	1-4
California	1-2
Oregon State	1-3
Stanford	3-0
UCLA	3-0
USC	2-1
Washington	1-2
Washington State	3-0
Overall vs. Pac-10	15-12

DAYS OF THE WEEK

Monday	1-1
Tuesday	1-1
Wednesday	1-2
Thursday	0-2
Friday	10-7
Saturday	18-3
Sunday	11-9

MONTHS OF THE YEAR

January	1-2
February	7-8
March	10-3
April	11-3
May	5-6
June	8-3

UNIFORMS

Old School	18-5
White Home	13-3
Gray Sleeveless	2-3
Gray 'Old School'	8-10
Maroon BP	1-4
Black Shoes	24-16
White Shoes	18-9

PITCHING

Averill Starts	14-6
Urquidez Starts	11-6
Bresnehan Starts	7-4
Zinicola Starts	5-3
Bordes Starts	0-4
Barnette Starts	3-2
Marotz Starts	1-0
Garrison Starts	1-0

Starter Goes Less Than 5	13-18
Starter Goes 5+	29-7

MISC. HITTING

Larish Records Hit	28-19
Larish Hits HR	14-3
Buck Records Hit	39-17
Buck Multi-Hit Game	27-8
TV Games	12-5
Radio Games	30-20

Longest Win Streak	7
Longest Losing Streak	6
Last Five Games	3-2
Last 10 Games	6-4
Last 15 Games	11-4
Last 20 Games	12-8
Current Streak	Lost 1

Largest Winning Margin	18
Largest Losing Margin	17 - 2x

vs. Teams .500 or better	27-22
vs. Teams worse than .500	13-2

LEADING OFF

Laguna Leads Off	14-3
Larish Leads Off	11-3
Curtis Leads Off	9-7
Sferra Leads Off	4-3
Hooft Leads Off	3-4
Buck Leads Off	0-4
Landry Leads Off	0-1
Dhaenens Leads Off	1-0



Sun Devil Baseball 2005

Sun Devil Baseball Team and Player Superlatives

(2005 Season and Player Superlatives -- through end of 2005 season - 67 games)

Arizona State Team Superlatives

TEAM BATTING

Most At-Bats:	61	W. Illinois (3/13)
Fewest At-Bats:	28	Ohio State (3/6)
Most Runs (Game):	30	W. Illinois (3/13)
Most Runs (Inning):	15 (9th)	W. Illinois (3/13)
Most Runs (1st Inning):	5	East Carolina (3/5)
Fewest Runs (Game):	0	Gonzaga (2/13)
Most Hits (Game):	35	W. Illinois (3/13)
Fewest Hits (Game):	3	CS Fullerton (6/10)
RBI:	29	W. Illinois (3/13)
Doubles:	7	W. Illinois (3/13)
Triples:	3	W. Illinois (3/12)
Home Runs:	5	W. Illinois (3/13)
Total Bases:	57	W. Illinois (3/13)
Walks:	11	Wright State (4/2)
Most Strikeouts:	15	North Carolina (3/4)
Fewest Strikeouts:	2	Baylor (2/26)
Sacrifice Bunts:	4	California - 1 (4/9)
Sacrifice Flies:	3	UCLA (4/23)
Stolen Bases:	8	UCLA (4/24)
Left on Base:	14 - 2x	USC (3/25)
Hit into DP:	3	W. Illinois (3/13)
Hit by Pitches:	4	East Carolina (6/3)

TEAM FIELDING

Most Putouts:	41	Arizona (2/15)
Most Assists:	18 - 2x	Oregon State (4/30)
Most Errors:	6	Arizona (5/15)
DPs Turned:	3 - 3x	WSU (5/29)

TEAM PITCHING

Most Runs Allowed:	20	LSU (3/13)
Fewest Runs Allowed:	0 - 2x	Ohio State (3/6)
Most Hits Allowed:	20	LSU (3/13)
Fewest Hits Allowed:	3	North Carolina (3/4)
Most Strikeouts:	14 - 2x	North Carolina (3/4)
Fewest Strikeouts:	4	Gonzaga (2/5)
Most Walks:	9	USC (3/24)
Fewest Walks:	0 - 2x	Florida (6/22)
Hit-by-Pitches:	5	LBSU (1/28)
Wild Pitchers:	3	LBSU (1/28)
Balks:	1 - 7x	CS Fullerton (6/10)
Home Runs Allowed:	6	LSU (3/13)
Most Pitchers Used:	7 - 2x	Utah Valley State (5/4)

MISCELLANEOUS

Consecutive Wins:	7	--
Consecutive Losses:	6	--
Home Wins In a Row:	12	--
Road Wins In a Row:	3	--
Longest Game:	5:13	Arizona (2/15)
Shortest Game:	2:15	Gonzaga (2/13)
Most Innings:	14	Arizona (2/15)
Largest Home Attendance:	4,783	LBSU (1/28)
Largest Road Attendance:	27,452	Florida (6/22)
Largest 3-Game Home Attendance:	10,532	LBSU

Arizona State Player Superlatives

INDIVIDUAL BATTING

At-Bats:	8	Buck/Curtis (W. Illinois; 3/13)
Runs:	6	Larish (W. Illinois; 3/13)
Hits:	6	Buck (W. Illinois; 3/13)
RBI:	7	Gosewisch (Coastal Carolina; 6/4)
Doubles:	3	Gosewisch (NMSU; 2/7)
Triples:	2	Buck (W. Illinois; 3/12)
Home Runs:	3	Larish (Nebraska; 6/21)
Grand Slams:	1	Buck (Baylor; 2/25)
Total Bases:	12	Larish (Nebraska; 6/21)
Walks:	4	Curtis (North Carolina; 3/4)
Strikeouts:	4	Larish (North Carolina; 3/4)
Hit By Pitch:	2 - 2x	Larish (East Carolina; 6/3)
Sacrifice Flies:	1 - 25x	Several Players
Sacrifice Bunts:	1 - 37x	Several Players
Stolen Bases:	4	Laguna (NMSU; 2/7)
Caught Stealing:	2 - 2x	Fox (WSU; 5/29)
Runners LOB:	6 - 3x	Gosewisch (Oklahoma; 3/18)

INDIVIDUAL FIELDING

Putouts:	16	Larish (Gonzaga; 2/13)
Assists (INF):	7 - 2x	Persichina (Cal - 1; 4/9)
Assists (OF):	1 - 9x	Larish (CSF; 6/11)
Errors:	3	Landry (LSU; 3/13)
Passed Balls:	1	Gosewisch (UW; 5/21)

INDIVIDUAL PITCHING

Innings Pitched:	9.0 - 4x	Averill (C. Carolina; 6/4)
Runs Allowed:	9 - 2x	Urquidez (LSU; 3/13)
Walks:	6	Urquidez (Tulane; 2/18)
Strikeouts:	14	Averill (NMSU; 2/4)
Hits Allowed (S):	10 - 3x	Bresnehan (UCLA; 4/24)
Fewest Hits (S):	2	Bresnehan (Baylor; 2/26)
Wild Pitches:	2 - 3x	Zinicola (Oklahoma; 3/18)
Hit Batters:	3 - 2x	Zinicola (CSF; 6/12)
Balks:	1 - 8x	Urquidez (Nebraska; 6/21)

Runners in Scoring Position

Player	Avg	AB	H	RBI
Austin Stockfisch...	.667	6	4	4
Colin Curtis.....	.402	87	35	43
Seth Dhaenens.....	.396	53	21	31
Tuffy Gosewisch.....	.392	102	40	64
Rocky Laguna.....	.366	41	15	24
Jeff Larish.....	.338	74	25	44
Eric Sogard.....	.333	9	3	4
Travis Buck.....	.326	86	28	34
J.J. Sferra.....	.323	65	21	22
Willy Fox.....	.316	38	12	23
Andrew Romine.....	.304	69	21	22
Joey Hooft.....	.266	64	17	25
Zechry Zinicola.....	.263	38	10	11
Joe Persichina.....	.176	34	6	13
Totals.....	.328	796	261	368

Bases Loaded

Player	Avg	AB	H	RBI
Eric Sogard.....	.667	3	2	3
Seth Dhaenens.....	.571	7	4	11
Andrew Romine.....	.500	6	3	4
Joey Hooft.....	.500	4	2	8
Jeff Larish.....	.500	2	1	5
Tuffy Gosewisch.....	.385	13	5	14
Travis Buck.....	.286	7	2	10
Colin Curtis.....	.286	7	2	8
Joe Persichina.....	.250	4	1	4
Zechry Zinicola.....	.200	5	1	3
Willy Fox.....	.167	6	1	5
J.J. Sferra.....	.000	6	0	2
Rocky Laguna.....	.000	6	0	4
Totals.....	.304	79	24	83



Sun Devil Baseball 2005

Games With At Least One Hit

Biancamano	8 of 25 games
Buck	56 of 67 games
Butler	3 of 14 games
Curtis	52 of 67 games
Dhaenens	31 of 52 games
Fox	20 of 44 games
Gosewisch	49 of 67 games
Hoofft	38 of 53 games
Laguna	19 of 44 games
Larish	48 of 67 games
Persichina	19 of 45 games
Romine	35 of 60 games
Sferra	39 of 59 games
Sogard	4 of 16 games
Stockfisch	7 of 11 games
Zinicola	24 of 38 games

Games With An RBI

Biancamano	2 of 25 games
Buck	27 of 67 games
Butler	1 of 14 games
Curtis	28 of 67 games
Dhaenens	18 of 52 games
Fox	14 of 43 games
Gosewisch	39 of 67 games
Hoofft	19 of 53 games
Laguna	18 of 45 games
Larish	30 of 67 games
Persichina	12 of 46 games
Romine	17 of 60 games
Sferra	16 of 59 games
Sogard	3 of 16 games
Stockfisch	3 of 11 games
Zinicola	8 of 38 games

*may reflect walk with an RBI

Extra Base Hits

Larish	42
Buck	32
Gosewisch	25
Curtis	16
Laguna	13
Hoofft	11
Fox	9
Romine	9
Persichina	8
Zinicola	7
Dhaenens	7
Sferra	6
Biancamano	2
G. Bordes	1
Sogard	1

Home Run Breakdown

Total Home Runs	50
Solo Home Runs	20
2-Run Home Runs	21
3-Run Home Runs	8
Grand Slams	1
Back-to-Back	0
First Inning	8
Second Inning	3
Third Inning	4
Fourth Inning	9
Fifth Inning	6
Sixth Inning	5
Seventh Inning	7
Eighth Inning	2
Ninth Inning	6
Tenth or later	0
Pinch-Hit Home Runs	0
vs. RHP	25
vs. LHP	25
0-outs	20
1-outs	16
2-outs	14

Breaking Down the Bullpen:

Pitcher	G	2005 Season Bullpen Stats					1st Batters		Last Relief App.	IP	H	R	ER	BB	SO
		W-L-S	ERA	IP	H	R-ER	RI/S	Retired/Faced							
Andes	3	0-0-0	0.00	2.0	2	0-0	3/0	1/3	3/11 at LSU	0.1	1	0	0	2	0
Averill	4	0-0-0	10.80	5.0	6	6-6	3/1	4/4	5/4 vs. UVSC	1.2	2	0	0	0	2
Barnette	24	3-0-2	7.39	35.1	47	32-29	25/10	12/24	6/23 vs. UF	1.0	0	0	0	0	0
Bordes	34	5-3-4	3.55	58.1	51	25-23	47/18	23/34	6/23 vs. UF (L)	0.0	3	3	3	1	0
Bresnehan	20	2-0-2	5.36	40.1	43	26-24	30/7	12/20	6/23 vs. UF	0.2	0	0	0	0	0
Dryanski	11	0-0-0	4.67	17.1	24	11-9	9/7	4/11	5/28 vs. WSU	1.0	1	0	0	2	1
Garrison	12	0-0-1	5.62	16.0	22	13-10	10/5	8/12	5/28 vs. WSU	1.0	0	0	0	0	1
Marotz	15	2-1-0	4.03	22.1	29	11-10	10/4	10/15	6/3 vs. ECU	2.0	4	2	2	0	4
Satow	4	1-0-0	6.75	8.0	13	9-6	0/0	0/4	5/16 vs. ARIZ	1.0	1	0	0	0	0
Urquidez	12	4-2-2	2.89	28.0	22	14-9	12/5	6/12	6/12 at CSF (W)	3.2	3	0	0	1	3
Zinicola	19	4-2-3	4.83	31.2	21	22-17	18/6	13/19	6/23 vs. UF	2.1	1	0	0	0	2

RI = Runners Inherited S = Runners Scored

Charting The Bullpen:

Opponent	Date	W-L-S	Pitchers	Inn.	IP	H	R-ER	BB	SO
LBSU	1/28	---	Bresnehan/Barnette/Zinicola/Dryanski	5th	5.0	1	3-0	3	5
LBSU	1/29	W	Marotz/Zinicola	6th	4.0	3	1-1	0	5
LBSU	1/30	---	Barnette/Bresnehan/Garrison/Andes	5th	5.0	10	8-8	3	7
Gonzaga	2/5	S	Barnette/Zinicola	8th	2.0	5	3-3	1	0
Oregon St.	2/6	---	Barnette/Bresnehan	5th	4.2	9	6-6	1	8
NMSU	2/7	W	Barnette/Zinicola	6th	3.1	3	7-4	4	3
Oklahoma	2/12	W	Bresnehan/Barnette	6th	3.2	2	0-0	1	5
Gonzaga	2/13	---	Bordes	5th	4.2	3	0-0	0	3
Arizona	2/15	L	Bordes/Bresnehan/Marotz	6th	8.1	7	5-5	3	10
Tulane	2/18	---	Dryanski	6th	3.0	4	1-1	1	2
Tulane	2/19	---	Bordes/Marotz/Garrison	6th	3.0	5	2-2	2	3
Tulane	2/20	---	Barnette/Bordes/Urquidez	4th	5.0	6	4-4	2	2
Arizona	2/23	---	Dryanski/Bresnehan/Bordes/Urquidez/Marotz/Garrison	2nd	6.1	11	6-6	1	3
Baylor	2/25	W	Urquidez	7th	3.0	1	0-0	2	4
Baylor	2/26	W	Bordes/Garrison/Barnette/Andes	5th	5.0	6	2-2	1	4
Baylor	2/27	L	Urquidez/Barnette/Bordes	6th	5.0	4	4-0	4	3
N. Carolina	3/4	W	Urquidez	6th	5.1	0	0-0	3	9
E. Carolina	3/5	---	Barnette	7th	2.2	1	0-0	1	1
Ohio State	3/6	S	Bordes	7th	3.0	1	0-0	1	4
LSU	3/11	---	Bordes/Andres/Dryanski	4th	4.2	3	0-0	2	3
W. Illinois	3/12	S	Garrison	6th	4.0	1	0-0	2	5
W. Illinois	3/13	W	Bordes/Satow/Dryanski	2nd	7.1	11	9-6	3	2
LSU	3/13	---	Urquidez/Barnette/Dryanski	1st	7.2	16	16-13	4	10
Oklahoma	3/18	W	Barnette/Urquidez	6th	4.0	4	0-0	0	5
Oklahoma	3/20	W/S	Bordes/Barnette/Urquidez	4th	6.0	7	2-2	3	4
USC	3/24	L	Averill/Bordes/Garrison/Barnette/Marotz	3rd	6.0	8	9-9	8	5
USC	3/26	W/S	Bordes/Zinicola	9th	2.0	2	0-0	1	1
Wright State	4/1	---	Marotz/Satow	6th	4.0	6	1-0	1	1
Wright State	4/2	---	Barnette/Garrison	6th	4.0	2	1-1	1	5
Wright State	4/3	---	Zinicola/Dryanski/Bordes	5th	5.0	2	0-0	0	4
California - 1	4/9	W	Bordes/Barnette	4th	5.1	6	3-3	1	3
California - 2	4/9	---	Garrison/Bordes/Dryanski	6th	2.1	5	1-1	0	0
California	4/10	L	Urquidez	6th	2.2	3	2-2	4	3
Stanford	4/15	---	Zinicola	9th	1.0	0	0-0	1	2
Stanford	4/16	W	Bordes/Barnette/Zinicola/Marotz	7th	3.0	1	1-1	1	2
Stanford	4/17	W/S	Bordes/Barnette/Averill/Zinicola/Urquidez	5th	5.0	10	6-6	1	2
UCLA	4/22	W/S	Marotz/Barnette	6th	4.0	1	0-0	0	5
UCLA	4/23	S	Bordes	7th	3.0	1	0-0	0	4
UCLA	4/24	W/S	Zinicola/Barnette	6th	3.1	1	2-2	5	4
Oregon St.	4/29	---	Marotz/Garrison/Bordes	5th	4.0	5	1-1	1	2
Oregon St.	4/30	S	Zinicola	7th	2.2	0	0-0	2	1
Oregon St.	5/1	---	Averill/Barnette/Bordes	3rd	5.2	5	2-2	1	4
Utah Valley St.	5/4	---	Urquidez/Barnette/Averill/Zinicola/Garrison/Marotz	5th	4.1	7	5-2	2	6
Arizona	5/14	S	Bresnehan/Zinicola	6th	4.0	2	0-0	1	4
Arizona	5/15	---	Marotz/Satow/Bresnehan/Garrison/Dryanski	4th	5.1	14	9-7	3	3
Arizona	5/16	---	Barnette/Bresnehan/Dryanski/Marotz/Satow	4th	6.0	13	13-13	3	9
Washington	5/20	---	Bresnehan/Marotz/Bordes	3rd	6.0	8	2-2	5	6
Washington	5/21	L	Zinicola/Bordes	7th	2.1	4	5-5	1	2
Washington	5/22	W/S	Bordes/Bresnehan	3rd	7.0	2	0-0	3	4
WSU	5/27	---	Bordes	8th	2.0	2	0-0	0	1
WSU	5/28	W	Bresnehan/Bordes/Garrison/Dryanski	5th	5.0	5	2-2	4	5
WSU	5/29	---	Bresnehan/Marotz/Zinicola	4th	6.0	4	2-1	0	4
ECU	6/3	---	Bordes/Marotz	7th	3.0	6	4-4	2	4
CCU	6/5	W/S	Bresnehan/Bordes	4th	6.0	3	1-0	3	5
CSF	6/10	L	Bordes/Zinicola	8th	0.1	2	2-1	1	1
CSF	6/11	S	Bordes/Bresnehan	8th	1.1	3	1-1	1	0
CSF	6/12	W/S	Bresnehan/Urquidez/Bordes	3rd	6.2	6	5-4	2	8
Nebraska	6/17	L	Zinicola/Bordes/Bresnehan	3rd	6.0	4	3-3	4	4
Tennessee	6/19	W	Bresnehan	6th	3.1	2	0-0	0	1
Nebraska	6/21	W	Bordes/Bresnehan/Zinicola	5th	7.0	7	4-4	2	10
Florida	6/23	L	Bordes/Barnette/Zinicola/Bresnehan	5th	4.0	4	3-3	1	2

Starters vs. The Bullpen

		<u>W-L</u>	<u>IP</u>	<u>H</u>	<u>R</u>	<u>ER</u>	<u>BB</u>	<u>SO</u>
Starting Pitchers	4.44 ERA	21-17	334.1	363	199	165	116	258
		<u>W-L-S</u>	<u>IP</u>	<u>H</u>	<u>R</u>	<u>ER</u>	<u>BB</u>	<u>SO</u>
Relief Pitchers	4.77 ERA	21-8-15	264.1	280	169	140	114	240



Sun Devil Baseball 2005

Sun Devil Pitchers – Career Game-by-Game

Seth Garrison • RHP • #17

2005	Opp	S/R	W/L/S	IP	H	R	ER	BB-SO
1/30	LBSU (#14)	R	---	1.1	4	5	5	2-2
2/19	Tulane (#1)	R	---	1.0	0	0	0	0-2
2/23	Arizona (#7)	R	---	0.1	2	2	2	1-0
2/26	Baylor (#8)	R	---	0.1	2	1	1	0-1
3/12	WU	R	S	4.0	1	0	0	2-5
3/24	USC (#21)	R	---	0.0	1	0	0	0-0
4/2	Wright St.	R	---	2.0	2	1	1	0-3
4/9	Cal - 2	R	---	0.0	1	0	0	0-0
4/29	OSU (#6)	R	---	2.2	2	0	0	1-1
5/4	UVSC	R	---	0.2	2	1	0	0-2
5/15	Arizona (#7)	R	---	2.1	4	3	1	0-1
5/22	Washington	R	---	2.0	2	1	1	4-3
5/28	WSU	R	---	1.1	0	0	0	0-1
Season Totals			13	0-0-1	18.0	23	14	11 10-21

Quentin Andes • RHP • #21

2005	Opp	S/R	W/L	IP	H	R	ER	BB-SO
1/30	LBSU (#14)	R	---	0.2	0	0	0	0-0
2/26	Baylor (#8)	R	---	1.0	1	0	0	0-1
3/11	LSU (#5)	R	---	0.1	1	0	0	0-2
Season Totals			3	0-0-0	2.0	2	0	0 0-3

2004	Opp	S/R	W/L	IP	H	R	ER	BB-SO
2/8	FSU (#18)	R	S	2.1	1	0	0	2-4
2/15	OKLA	R	---	1.1	1	1	1	1-1
2/27	UConn	R	---	1.0	1	1	1	3-2
3/5	ECU (#18)	R	---	0.2	1	0	0	0-0
3/7	ECU (#18)	R	---	1.2	2	1	1	1-2
3/13	Tulane (#11)	R	---	2.2	1	0	0	1-1
3/16	Oklahoma	R	---	3.0	2	0	0	0-2
3/19	Cal	R	L	1.1	3	2	2	0-1
3/27	Washington	R	S	3.0	2	1	0	0-3
3/28	Washington	R	---	0.1	2	2	2	1-0
4/3	USC	R	---	0.0	2	2	1	1-0
4/4	USC	R	---	0.1	4	3	3	0-0
4/8	ORU (#24)	R	---	0.0	0	0	0	2-0
4/27	Wichita St.	R	---	1.1	2	1	1	0-1
5/4	NMSU	R	---	1.2	0	0	0	0-4
5/16	Oregon St.	R	---	1.0	2	1	1	1-1
5/19	NMSU	R	---	2.2	2	1	1	2-3
5/23	Arizona	R	---	0.0	3	2	2	1-0
5/28	Stanford	R	---	4.0	2	0	0	1-2
5/30	Stanford	R	---	1.0	1	0	0	2-0
6/5	CSF (#9)	R	---	2.1	0	0	0	0-0
Season Totals			20	5-1-2	31.2	32	17	16 18-27

Kevin Dryanski • RHP • #31

2005	Opp	S/R	W/L	IP	H	R	ER	BB-SO
1/28	LBSU (#14)	R	---	1.0	0	2	0	0-0
2/18	Tulane (#1)	R	---	3.0	4	1	1	1-2
2/23	Arizona (#7)	R	---	2.1	5	2	2	0-1
3/11	LSU (#5)	R	---	2.0	1	0	0	0-0
3/13	WU	R	---	1.0	1	0	0	0-1
3/13	LSU (#5)	R	---	2.0	3	1	1	1-2
4/3	Wright St.	R	---	1.0	0	0	0	0-0
4/9	Cal - 2	R	---	2.1	3	1	1	0-0
5/15	Arizona (#7)	R	---	1.2	5	3	3	0-1
5/16	Arizona (#8)	R	---	0.0	1	1	1	0-0
5/28	WSU	R	---	1.0	1	0	0	2-1
Season Totals			11	0-0-0	17.0	24	11	9 4-8

Jason Urquidez • RHP • #34

2005	Opp	S/R	W/L	IP	H	R	ER	BB-SO
1/29	LBSU (#14)	S	---	5.0	10	5	5	1-4
2/5	Gonzaga	S	W	7.0	6	5	4	1-4
2/12	Oklahoma	S	---	5.1	9	5	4	1-3
2/18	Tulane (#1)	S	L	5.0	7	6	6	6-7
2/20	Tulane (#1)	R	---	0.1	1	0	0	0-1
2/23	Arizona (#7)	R	---	1.0	0	0	0	0-0
2/25	Baylor (#8)	R	W	3.0	1	0	0	2-4
2/27	Baylor (#8)	R	L	4.1	2	3	0	3-2
3/4	UNC (#4)	R	W	5.1	0	0	0	3-9
3/13	LSU (#5)	R	---	2.2	7	9	7	2-2
3/18	Oklahoma	R	W	1.1	2	0	0	0-1
3/20	Oklahoma	R	S	2.0	2	0	0	1-2
3/26	USC (#21)	S	---	8.0	6	1	1	2-1
4/3	Wright St.	S	W	4.0	3	1	1	2-7
4/10	California	R	L	2.2	3	2	2	4-3
4/16	Stanford (#14)	R	---	6.0	8	4	4	0-8
4/17	Stanford (#14)	R	S	1.1	1	0	0	0-1
4/23	UCLA	S	W	6.0	6	2	2	3-5
4/30	OSU (#6)	S	W	6.1	5	1	1	3-3
5/4	UVSC	R	---	0.1	0	0	0	1-0
5/15	Arizona (#7)	S	L	3.2	4	7	5	2-1
5/21	Washington	S	---	6.1	3	0	0	4-3
5/27	WSU	S	W	7.0	7	2	2	2-4
6/3	ECU	S	W	6.0	6	2	1	1-8
6/10	CSF (#3)	S	---	7.2	2	1	1	4-6
6/12	CSF (#3)	S	W	3.2	3	0	0	1-3
6/17	NEB (#2)	S	---	2.0	3	2	1	2-2
6/21	NEB (#2)	S	---	4.0	5	3	3	3-3
6/23	UF (#5)	S	---	4.0	4	3	3	2-1
Season Totals			29	10-4-2	121.1	115	65	53 56-98

2004	Opp	S/R	W/L	IP	H	R	ER	BB-SO
2/8	FSU (#18)	S	W	5.0	6	1	1	3-9
2/14	Utah	S	W	6.0	3	0	0	2-7
2/22	Rice (#1)	S	W	9.0	3	1	1	2-7
2/29	UConn	S	W	3.0	3	1	1	1-1
3/6	ECU (#18)	S	W	7.0	5	4	3	3-4
3/12	Tulane (#11)	S	W	5.2	4	1	1	5-5
3/20	California	S	L	1.1	4	3	3	2-0
3/26	Washington	S	L	4.1	5	5	3	4-6
4/2	USC	S	W	8.1	7	3	3	6-7
4/9	ORU (#24)	S	W	7.0	5	1	1	2-6
4/17	UCLA	S	---	4.0	8	3	3	0-2
4/24	WSU	S	---	6.1	7	2	2	1-4
4/27	Wichita St.	R	---	1.0	1	1	1	2-1
4/28	Wichita St.	R	---	1.1	3	2	2	1-2
5/3	NMSU	S	W	5.0	2	1	1	2-7
5/15	Oregon St.	S	W	8.1	9	1	1	2-12
5/22	Arizona	S	W	7.1	3	2	2	4-9
5/29	Stanford (#2)	L	---	2.1	6	5	5	2-1
6/5	Minnesota	S	W	5.1	6	3	3	3-4
Season Totals			19	12-3-8	97.2	90	40	37 47-94

Zechry Zinicola • RHP • #37

2005	Opp	S/R	W/L	IP	H	R	ER	BB-SO
1/28	LBSU (#14)	R	---	0.1	0	0	0	1-1
1/29	LBSU (#14)	R	---	1.1	1	0	0	0-1
2/5	Gonzaga	R	S	1.0	1	0	0	0-0
2/7	NMSU	R	W	3.0	3	7	4	4-3
2/13	Gonzaga	S	L	4.1	3	2	0	1-4
2/23	Baylor (#8)	S	---	6.0	9	3	2	0-6
3/4	UNC (#4)	S	---	5.2	3	3	3	4-5
3/11	LSU (#5)	S	L	3.1	7	6	6	3-1
3/18	Oklahoma	S	---	5.0	2	4	4	4-5
3/24	USC (#21)	S	---	2.0	2	0	0	1-1
3/26	USC (#21)	R	S	1.0	0	0	0	1-1
4/3	Wright St.	R	---	3.0	1	0	0	0-3
4/9	Cal - 1	S	---	3.2	6	4	4	3-3
4/15	Stanford (#14)	R	---	1.0	0	0	0	1-2
4/16	Stanford (#14)	R	---	0.2	0	0	0	0-0
4/17	Stanford (#14)	R	---	1.1	5	4	4	0-1
4/24	UCLA	R	W	3.0	1	2	2	5-3
4/30	OSU (#6)	R	S	2.2	0	0	0	2-1
5/4	UVSC	R	---	0.1	1	3	1	1-0
5/14	Arizona (#7)	R	S	3.0	2	0	0	1-3
5/21	Washington	R	L	2.1	3	4	4	1-2
5/29	WSU	R	---	0.1	0	0	0	0-0
6/10	CSF (#3)	R	---	0.0	0	0	0	1-0
6/12	CSF (#3)	S	---	2.1	2	3	2	2-2
6/17	NEB (#2)	R	L	3.0	1	2	2	2-1
6/21	NEB (#2)	R	W	2.0	1	0	0	0-4
6/23	UF (#5)	R	---	2.1	1	0	0	0-2
Season Totals			27	4-4-4	64.0	56	47	39 38-55

2004	Opp	S/R	W/L	IP	H	R	ER	BB-SO
2/6	FSU (#18)	R	W	2.0	1	0	0	1-2
2/16	Gonzaga	R	S	2.0	3	0	0	0-4
2/20	Lamar	R	L	1.0	2	2	2	1-1
2/29	UConn	R	---	2.0	4	3	2	2-2
3/7	ECU (#18)	S	---	3.0	1	0	0	1-3
3/17	Oklahoma	S	---	2.0	4	3	3	2-2
3/21	California	S	W	7.0	6	2	2	1-5
3/28	Washington	S	---	4.0	3	2	1	1-3
4/3	USC	R	---	3.1	4	5	5	1-2
4/8	ORU (#24)	R	---	2.0	1	0	0	0-0
4/9	ORU (#24)	R	---	2.0	1	0	0	1-2
4/12	Arizona	R	S	1.2	2	0	0	0-5
4/17	UCLA	R	W	1.1	0	0	0	0-2
4/18	UCLA	R	L	3.0	5	2	2	0-3
4/24	WSU	R	W	2.2	1	0	0	0-3
4/27	Wichita St.	R	S	1.0	2	0	0	0-1
4/28	Wichita St.	R	S	1.1	2	0	0	0-1
5/4	NMSU	R	---	1.0	1	0	0	0-0
5/14	Oregon St.	R	S	2.0	0	0	0	1-4
5/15	Oregon St.	R	S	0.2	1	0	0	0-1
5/22	Arizona	R	---	1.2	1	0	0	2-1
5/23	Arizona	R	---	0.2	2	3	3	1-1
5/30	Stanford (#2)	R	S	4.2	2	0	0	2-4
6/4	Pepperdine	R	---	0.2	1	1	0	0-1
6/5	Minnesota	R	S	3.2	4	1	1	3-4
Season Totals			25	4-2-8	56.1	52	24	21 20-57

Pat Bresnehan • RHP • #40

2005	Opp	S/R	W/L	IP	H	R	ER	BB-SO	
1/28	LBSU (#14)	R	---	1.2	1	0	0	1-2	
1/30	LBSU (#14)	R	---	0.2	3	1	1	1-2	
2/6	OSU	R	---	4.1	4	1	1	1-7	
2/12	Oklahoma	R	---	0.0	1	0	0	0-0	
2/15	Arizona (#9)	R	---	5.1	2	0	0	2-7	
2/20	Tulane (#1)	S	L	3.0	4	5	5	2-1	
2/23	Arizona (#7)	R	---	1.0	3	1	1	0-2	
2/26	Baylor (#8)	S	---	4.0	2	2	2	1-4	
3/6	Ohio State	S	W	6.0	5	0	0	2-4	
3/13	LSU (#5)	S	L	0.1	4	4	4	3-0	
3/20	Oklahoma	S	---	3.0	2	3	3	2-3	
3/25	USC (#21)	S	W	9.0	4	1	0	2-5	
4/2	Wright St.	S	W	5.0	5	2	2	0-7	
4/9	Cal -2	S	L	5.2	10	6	5	3-4	
4/17	Stanford (#14)	S	---	4.0	7	3	3	2-4	
4/24	UCLA	S	---	5.2	10	6	6	1-6	
5/1	OSU (#6)	S	L	2.1	4	3	2	0-1	
5/14	Arizona (#7)	R	---	1.0	0	0	0	0-1	
5/15	Arizona (#7)	R	---	0.1	0	0	0	1-0	
5/16	Arizona (#8)	R	---	3.0	6	8	8	2-5	
5/20	Washington	R	---	2.0	6	2	2	0-1	
5/22	Washington	R	S	5.0	2	0	0	1-3	
5/28	WSU	R	---	1.1	2	2	2	1-2	
5/29	WSU	R	---	2.1	2	2	1	0-1	
6/5	CCU (#24)	R	W	2.2	0	0	0	0-2	
6/11	CSF (#3)	R	S	1.1	3	1	1	0-0	
6/12	CSF (#3)	R	---	1.2	2	4	3	1-2	
6/17	NEB (#2)	R	---	0.2	0	0	0	0-2	
6/19	TENN (#6)	R	W	3.1	2	0	0	0-1	
6/21	NEB (#2)	R	---	2.0	4	4	4	1-2	
6/23	UF (#5)	R	---	0.2	0	0	0	0-0	
Season Totals			31	5-4-2	88.1	100	61	55	32-79

Sun Devil Baseball 2005

Sun Devil Pitchers – Career Game-by-Game

2004	Opp	S/R	W/L	IP	H	R	ER	BB-SO
2/7	FSU (#18)	R	---	5.0	4	1	1	3-3
2/13	CSUN	R	W	2.2	0	0	0	0-3
2/16	Gonzaga	S	---	2.0	5	7	5	2-2
2/20	Lamar	R	---	2.2	1	0	0	0-0
2/28	UConn	R	---	1.0	0	0	0	1-1
2/29	UConn	R	---	2.0	0	0	0	1-2
3/5	ECU (#18)	R	---	2.0	4	3	3	0-2
3/12	Tulane (#11)	R	---	4.2	0	0	0	0-4
3/14	Tulane (#11)	R	W	2.1	2	1	1	1-1
3/19	Cal	R	---	2.2	5	5	5	0-2
3/26	Washington	R	---	4.2	8	6	6	2-3
4/3	USC	R	L	2.2	4	3	3	1-0
4/4	USC	R	---	2.0	3	0	0	0-2
4/8	ORU (#24)	S	---	3.1	8	2	2	0-2
4/12	Arizona	R	---	3.2	4	1	1	2-4
4/17	UCLA	R	---	3.2	0	0	0	0-2
4/25	WSU	R	L	5.1	5	5	3	3-2
4/27	Wichita St.	R	W	2.0	0	0	0	0-1
5/4	NMSU	R	---	0.1	3	1	1	0-0
5/14	Oregon St.	R	W	2.0	1	0	0	1-3
5/16	Oregon St.	R	S	1.1	0	0	0	0-3
5/21	Arizona	R	S	4.0	2	1	1	3-3
5/23	Arizona	R	---	2.1	2	0	0	2-1
5/29	Stanford (#2)	R	---	3.1	5	5	5	1-2
6/4	Pepperdine	R	L	2.0	5	4	2	0-4
6/5	CSF (#9)	S	L	6.2	12	5	5	0-4
Season Totals		26	4-4-2	76.1	83	50	44	23-56

2003	Opp	S/R	W/L	IP	H	R	ER	BB-SO
1/18	UHH	S	W	7.1	1	2	0	1-7
1/26	SDSU	S	W	4.0	1	0	0	0-4
2/2	LBSU	S	W	6.2	6	2	0	1-1
2/8	BYU	S	---	2.1	6	4	4	1-1
2/17	Gonzaga	S	---	2.0	4	3	3	2-2
2/21	Dayton	R	---	2.0	0	1	0	1-1
2/28	PSU	R	W	5.2	3	0	0	0-6
3/6	CSUN	S	W	6.0	7	2	2	1-5
3/16	Oklahoma	S	W	5.0	3	1	0	2-3
3/22	Stanford	S	---	4.0	7	2	2	0-5
3/29	USC	S	---	6.0	7	5	5	0-3
4/7	GCU	R	---	1.0	0	0	0	0-1
4/11	California	S	W	7.0	10	2	2	3-0
4/17	UCLA	S	---	2.2	6	5	5	0-1
4/27	WSU	R	---	1.0	0	0	0	1-0
4/30	Oklahoma	S	---	3.0	4	2	2	2-2
5/17	Washington	S	L	5.0	5	5	5	1-4
5/24	Arizona	S	W	7.0	7	0	0	1-6
6/1	UNLV	R	---	2.0	1	0	0	0-1
6/6	CSF	R	L	6.1	9	5	5	1-8
Season Totals:		20	8-2	86.0	87	41	35	18-61

Ty Marotz • RHP • #47

2005	Opp	S/R	W/L	IP	H	R	ER	BB-SO
1/29	LBSU (#14)	R	---	2.2	2	1	1	0-4
2/7	NMSU	R	---	5.2	6	3	3	0-3
2/15	Arizona (#9)	R	L	0.2	2	2	2	0-1
2/19	Tulane (#1)	R	---	1.0	2	0	0	1-1
2/23	Arizona (#7)	R	---	0.1	1	1	1	0-0
3/24	USC (#21)	R	---	2.2	1	0	0	1-3
4/1	Wright St.	R	---	2.0	4	1	0	0-1
4/16	Stanford (#14)	R	W	1.0	1	0	0	0-2
4/22	UCLA	R	W	1.0	0	0	0	0-1
4/29	OSU (#6)	R	---	1.0	3	1	1	0-0
5/4	UVSC	R	---	1.0	0	0	0	0-1
5/15	Arizona (#7)	R	---	1.0	4	3	3	1-1
5/16	Arizona (#8)	R	---	1.1	1	0	0	0-3
5/20	Washington	R	---	1.1	2	0	0	2-1
5/29	WSU	R	---	3.1	2	0	0	0-3
6/3	ECU	R	---	2.0	4	2	2	0-4
Season Totals		16	2-1	28.0	35	14	13	5-29

2004	Opp	S/R	W/L	IP	H	R	ER	BB-SO
2/7	FSU (#18)	R	---	0.2	2	1	1	1-0
2/14	Utah	R	---	2.0	1	0	0	0-3
2/27	UConn	R	---	1.1	1	0	0	1-1
2/29	UConn	R	---	1.0	3	3	3	0-2
3/7	ECU (#18)	R	---	0.1	0	0	0	0-0
3/17	Oklahoma	R	---	3.0	3	1	1	1-2
3/20	California	R	---	0.1	1	2	1	1-0
4/8	ORU (#24)	R	---	0.2	0	0	0	0-0
4/10	ORU (#24)	R	---	2.1	1	0	0	1-4
4/16	UCLA	R	---	1.1	0	0	0	0-2
4/18	UCLA	S	---	1.2	1	1	1	0-2
4/25	WSU	R	---	2.0	1	0	0	0-2
4/27	Wichita St.	S	---	0.1	1	3	2	2-0
5/19	NMSU	S	---	3.2	7	3	3	2-5
5/23	Arizona	R	---	0.1	1	0	0	0-1
5/30	Stanford (#2)	R	---	1.0	1	1	1	1-1
6/4	Pepperdine	R	---	0.0	0	2	2	2-0
Season Totals		17	0-0	22.0	24	17	15	15-25

Brett Bordes • LHP • #49

2005	Opp	S/R	W/L	IP	H	R	ER	BB-SO
1/30	LBSU (#14)	S	L	4.0	6	3	0	0-4
2/6	OSU	S	L	4.1	6	6	4	2-2
2/13	Gonzaga	R	---	4.2	3	0	0	0-3
2/19	Arizona (#9)	R	---	2.1	3	2	2	1-2
2/20	Tulane (#1)	R	---	1.0	2	2	3	1-0
2/23	Arizona (#7)	R	---	3.2	2	2	3	1-1
2/26	Baylor (#8)	R	---	3.0	1	0	0	0-0
2/27	Baylor (#8)	R	W	2.0	3	1	1	0-0
3/6	Ohio State	R	S	0.1	0	0	0	0-0
3/11	LSU (#5)	R	S	3.1	0	0	0	0-3
3/13	WU	R	---	1.1	1	0	0	0-0
3/20	Oklahoma	R	---	3.0	3	0	0	1-2
3/24	USC (#21)	R	L	0.0	0	2	2	2-0
3/26	USC (#21)	R	W	1.0	2	0	0	0-0
4/9	Wright St.	R	R	3.1	1	0	0	0-1
4/9	Cal - 2	R	W	3.1	3	2	2	1-0
4/16	Stanford (#14)	R	---	0.0	1	0	0	0-0
4/17	Stanford (#14)	R	---	1.0	1	0	0	1-0
4/23	UCLA	R	S	3.0	1	0	0	0-4
4/29	OSU (#6)	R	---	3.1	0	0	0	0-1
5/1	OSU (#6)	R	---	3.1	1	0	0	1-3
5/4	UVSC	S	L	4.2	5	4	4	1-2
5/16	Arizona (#8)	S	L	3.0	4	5	4	1-1
5/20	Washington	R	---	2.2	0	0	0	3-4
5/21	Washington	R	---	0.0	1	1	1	0-0
5/22	Washington	R	W	2.0	0	0	0	2-1
5/28	WSU	R	---	2.0	2	0	0	0-0
6/3	ECU	R	W	1.1	2	0	0	1-1
6/3	ECU	R	---	1.0	2	2	2	2-0
6/3	CCU (#24)	R	S	3.1	3	1	0	1-3
6/10	CSF (#3)	R	L	0.0	0	0	0	0-1
6/11	CSF (#3)	R	L	0.0	0	0	0	0-1
6/12	CSF (#3)	R	S	1.1	1	1	1	0-3
6/17	NEB (#2)	R	S	2.1	3	1	1	2-3
6/21	NEB (#2)	R	---	3.0	2	0	0	1-4
6/23	UF (#5)	R	L	0.0	3	3	3	1-0
Season Totals		38	5-7-4	74.1	72	43	35	29-54

2004	Opp	S/R	W/L	IP	H	R	ER	BB-SO
2/7	FSU (#18)	S	---	0.2	4	6	2	3-2
2/15	OKLA	S	---	2.0	3	2	2	1-3
2/24	ARIZ (#16)	S	W	6.0	3	0	0	3-10
3/14	Tulane (#11)	R	---	4.1	6	4	4	1-1
3/20	California	S	---	6.0	4	4	4	5-6
3/27	Washington	S	W	6.0	4	4	4	3-1
4/3	USC	S	---	1.1	2	1	1	3-2
4/18	UCLA	S	---	0.2	0	3	3	4-2
4/27	Wichita St.	R	---	0.2	1	0	0	0-0
5/3	NMSU	R	S	4.0	2	1	1	1-3
5/16	Oregon St.	S	W	5.0	4	2	1	1-4
5/23	Arizona	S	L	0.1	3	6	6	4-0
5/30	Stanford (#2)	S	---	0.1	4	4	4	1-0
Season Totals:		13	3-1-1	33.2	39	32	32	30-38

2003	Opp	S/R	W/L	IP	H	R	ER	BB-SO
1/16	UHH	R	---	1.2	0	0	0	2-2
1/19	UHH - 2	R	---	1.0	1	1	1	1-1
1/26	SDSU	R	---	0.1	1	0	0	1-0
1/31	LBSU	R	---	0.1	2	1	1	0-0
2/8	BYU	R	---	1.1	0	0	0	0-3
2/15	Oklahoma	R	---	2.0	2	1	1	3-2
2/22	ND	R	---	2.1	1	0	0	2-3
3/2	PSU	R	---	0.2	2	0	0	0-2
3/9	CSUN	R	---	2.0	2	0	0	1-1
3/14	Oklahoma	R	---	2.0	1	0	0	1-1
3/16	Oklahoma	R	---	1.0	1	1	1	0-2
3/19	Oklahoma	R	---	1.0	1	2	2	1-0
3/23	Wichita St.	R	---	1.0	0	0	0	0-0
3/24	Stanford	R	---	0.1	1	0	0	0-0
3/28	Stanford	R	W	0.1	0	0	0	1-0
3/30	USC	R	---	0.1	2	1	1	1-0
4/2	N. Mexico	R	---	0.2	1	1	1	2-2
4/13	Cal - 2	R	---	0.2	0	0	0	0-1
4/17	UCLA	R	---	0.2	0	0	0	0-1
4/18	UCLA	R	L	1.0	0	1	1	0-1
4/26	WSU	R	---	0.1	0	0	0	2-0
4/27	WSU	R	---	1.0	1	0	0	1-2
5/14	Oregon St.	R	---	1.0	3	2	0	0-1
5/18	UW	R	---	2.0	0	0	0	3-1
5/25	Arizona	R	---	0.2	0	1	1	2-1
6/1	UNLV	R	---	1.0	0	0	0	0-1
6/8	CSF	R	---	2.0	0	0	0	2-1
Season Totals:		27	1-1	28.0	21	12	10	28-27

Tony Barnette • RHP • #50

2005	Opp	S/R	W/L	IP	H	R	ER	BB-SO
1/28	LBSU (#14)	R	---	2.0	0	1	0	1-2
1/30	LBSU (#14)	R	---	2.1	3	2	2	0-3
2/5	Gonzaga	R	---	1.0	4	3	3	1-0
2/6	OSU	R	---	0.1	5	5	5	0-1
2/7	NMSU	R	---	0.1	0	0	0	0-0
2/12	Oklahoma	R	W	3.2	1	0	0	1-5
2/15	Arizona (#9)	S	---	5.1	5	2	1	2-3
2/20	Tulane (#1)	S	---	1.2	6	5	5	1

Sun Devil Baseball 2005

Sun Devil Miscellaneous Hitting Statistics

Stats By Position			Stats By Order			Record By Margin				Big Innings	
Pos.	HR	RBI	Pos.	HR	RBI	No.	Total	H	A	Runs	No.
C	6	75	1	8	48	1R	10-7	5-1	5-6	2	55
1B	20	61	2	6	44	2R	7-4	4-0	3-4	3	34
2B	4	42	3	4	52	3R	2-2	1-1	1-1	4	18
3B	3	31	4	12	58	4R	5-3	3-1	2-2	5	2
SS	1	31	5	8	70	5R	3-1	1-0	2-1	6	4
LF	6	46	6	5	49	6R	1-4	1-1	0-3	7	2
CF	1	36	7	4	35	7R	3-0	2-0	1-0	8	0
RF	5	46	8	2	43	8R	3-0	3-0	0-0	9	1
DH/P	4	39	9	1	30	9R	0-1	0-1	0-0	10+	2
PH	0	19	Tot.	50	429	10+R	8-3	5-2	3-1	Tot.	118
Tot.	50	429				Tot.	42-25	25-7	17-18		

'A' includes neutral

How the Sun Devils Have Scored:

0-Out Runs	1-Out Runs	2-Out Runs	Total Runs	Two-Out RBI
88	172	221	481	190

Home Runs By ASU (50)

Player	Date	Opp.	Pitcher	Runners
Gosewisch	2/6	Oregon St.	Maxwell (L)	2-run HR
Larish	2/12	S. Alabama	Walters (R)	2-run HR
Larish	2/12	Oklahoma	McCutchen (R)	3-run HR
Fox	2/20	Tulane	Crowel (L)	2-run HR
Larish	2/23	Arizona	Coulon (L)	Solo HR
Larish	2/23	Arizona	Berger (L)	Solo HR
Buck	2/25	Baylor	Taylor (L)	Grand Slam
Fox	2/26	Baylor	VanAllen (L)	2-run HR
Fox	2/27	Baylor	McCormick (R)	3-run HR
Gosewisch	3/5	ECU	Brooks (R)	2-run HR
Larish	3/6	ECU	Brooks (R)	3-run HR
Larish	2/12	WIU	Adams (R)	3-run HR
Zinicola	2/12	WIU	Pendell (L)	2-run HR
Larish	2/12	WIU	Mandele (L)	2-run HR
Gosewisch	2/13	WIU	Kohorst (R)	2-run HR
Larish	2/13	WIU	Kohorst (R)	Solo HR
Fox	2/13	WIU	Pyles (L)	2-run HR
Larish	2/13	WIU	Pendell (L)	3-run HR
Dhaenens	2/13	WIU	Pendell (L)	2-run HR
Gosewisch	2/13	LSU	Smith (L)	Solo HR
Larish	3/18	Oklahoma	Brownell (R)	Solo HR
Buck	3/20	Oklahoma	Burns (R)	Solo HR
Gosewisch	3/20	Oklahoma	Burns (R)	Solo HR
Curtis	3/25	USC	Guy (R)	2-run HR
Larish	3/25	USC	Aguilar (R)	2-run HR
Larish	3/26	USC	Spradlin (L)	Solo HR
Dhaenens	4/1	Wright St.	Kearcher (L)	2-run HR
Laguna	4/3	Wright St.	Barrett (R)	3-run HR
Larish	4/3	Wright St.	Stevens (R)	Solo HR
Persichina	4/3	Wright St.	Stevens (R)	Solo HR
Hoof	4/9	Cal - 1	Dworkis (R)	Solo HR
Larish	4/15	Stanford	Romaniczuk (L)	2-run HR
Buck	4/16	Stanford	Holler (L)	2-run HR
Gosewisch	4/22	UCLA	Ambriz (R)	2-run HR
Larish	4/24	UCLA	Schroeder (L)	2-run HR
Larish	4/29	Oregon St.	Gunderson (L)	2-run HR
Buck	5/4	UVSC	Jensen (R)	Solo HR
Zinicola	5/20	UW	Lincecum (R)	2-run HR
Larish	5/28	WSU	Dingwall (L)	3-run HR
Larish	6/3	ECU	Hose (R)	Solo HR
Larish	6/3	ECU	Andrews (L)	2-run HR
Curtis	6/5	CCU	Marrie (R)	3-run HR
Buck	6/10	CSF	Romero (L)	2-run HR
Larish	6/11	CSF	Schreppel (L)	Solo HR
Romine	6/12	CSF	Saver (L)	Solo HR
Persichina	6/12	CSF	Pestano (R)	Solo HR
Larish	6/21	NEB	Kroenke (L)	Solo HR
Larish	6/21	NEB	Kroenke (L)	Solo HR
Larish	6/21	NEB	Jensen (R)	Solo HR
Buck	6/22	UF	Ball (R)	Solo HR

Bunt Chart:

Name	Bunts	H	SAC
Sierra	36	16	7
Romine	24	7	4
Buck	11	4	5
Curtis	7	3	3
Laguna	5	1	3
Hoof	3	1	0
Persichina	2	0	2
Larish	3	0	3
Dhaenens	5	0	5
Gosewisch	3	0	3

Home Runs By Opponents (54)

Player	Date	Team	Pitcher	Runners
Sindlinger	1/30	LBSU	Bordes	2-run HR
Thibault	2/5	Gonzaga	Urquidez	Solo HR
Anderson	2/6	Oregon St.	Bordes	Solo HR
Harvey	2/7	NMSU	Marotz	Solo HR
Harvey	2/7	NMSU	Zinicola	3-run HR
Van Houten	2/15	Arizona	Bordes	2-run HR
Brown	2/15	Arizona	Marotz	2-run HR
Southard	2/18	Tulane	Urquidez	Solo HR
Barkett	2/20	Tulane	Bresnehan	Grand Slam
Manzello	2/20	Tulane	Bordes	Solo HR
Frey	2/23	Arizona	Barnette	Solo HR
Boyer	2/23	Arizona	Dryanski	Solo HR
Hundley	2/23	Arizona	Bresnehan	Solo HR
Reynolds	2/26	Baylor	Bresnehan	Solo HR
Reynolds	2/27	Baylor	Averill	2-run HR
Webb	3/4	UNC	Zinicola	Solo HR
Flack	3/4	UNC	Zinicola	2-run HR
Richardson	3/5	ECU	Averill	Solo HR
Stewart	3/11	LSU	Zinicola	2-run HR
Pacyga	3/13	WIU	Satow	3-run HR
Patterson	3/13	LSU	Bresnehan	3-run HR
Gill	3/13	LSU	Urquidez	Grand Slam
Patterson	3/13	LSU	Urquidez	Solo HR
Harris, C.	3/13	LSU	Urquidez	Solo HR
Stavinoha	3/13	LSU	Urquidez	Solo HR
Liuza	3/13	LSU	Barnette	2-run HR
Clement	3/26	USC	Urquidez	Solo HR
Satin	4/9	Cal - 1	Zinicola	Solo HR
Bussiere	4/9	Cal - 1	Bordes	2-run HR
Errecart	4/9	Cal - 2	Bresnehan	Solo HR
Craig	4/9	Cal - 2	Dryanski	Solo HR
Bussiere	4/10	Cal	Averill	2-run HR
Rapoport	4/15	Stanford	Averill	Solo HR
Rapoport	4/17	Stanford	Bresnehan	Solo HR
Jensen	4/22	UCLA	Averill	Solo HR
Jensen	4/23	UCLA	Urquidez	Solo HR
Lissman	4/29	Oregon St.	Averill	3-run HR
Hundley	5/15	Arizona	Urquidez	Solo HR
Van Houten	5/15	Arizona	Marotz	3-run HR
Van Houten	5/15	Arizona	Dryanski	2-run HR
Batkoski	5/21	UW	Zinicola	3-run HR
Lillibridge	5/21	UW	Bordes	2-run HR
Mollenhauer	6/3	ECU	Urquidez	Solo HR
Witter	6/3	ECU	Marotz	Solo HR
DeJesus	6/5	CCU	Barnette	Solo HR
Baldrige	6/5	CCU	Barnette	Solo HR
Prettyman	6/10	CSF	Urquidez	Solo HR
Pedroza	6/12	CSF	Bresnehan	3-run HR
Pill	6/12	CSF	Bordes	Solo HR
Arencibia	6/19	TENN	Averill	Solo HR
Gerch	6/21	NEB	Bresnehan	3-run HR
Leclerc	6/23	UF	Urquidez	2-run HR
Davis	6/23	UF	Bordes	3-run HR
LaPorta	6/23	UF	Bordes	Solo HR

Series Pitching Breakdown:

	W-L	ERA	IP	H	R	ER	BB	SO
LBSU	1-2	5.67	27.0	39	24	17	7	31
Schaefer Tour.	3-1	6.00	36.0	42	30	24	9	34
Surprise	2-1	1.67	27.0	22	9	5	4	23
Tulane	0-3	8.62	24.0	33	24	23	14	16
Baylor	2-1	2.57	28.0	28	15	8	9	23
ECU Tourney	3-0	1.55	29.0	16	6	5	15	26
LSU/WIU	2-2	8.47	34.0	56	40	32	19	27
Oklahoma	3-0	3.00	27.0	20	10	9	11	25
USC	2-1	3.33	27.0	22	11	10	14	13
Wright State	3-0	1.33	27.0	23	5	4	4	29
California	1-2	6.04	25.1	36	18	17	11	17
Stanford	3-0	5.33	27.0	31	16	16	6	23
UCLA	3-0	3.67	27.0	25	15	11	10	28
Oregon State	1-2	3.96	25.0	26	12	11	9	13
Arizona	1-2	10.33	27.0	41	36	31	14	19
Washington	1-2	4.21	25.2	24	12	12	18	20
WSU	3-0	2.67	27.0	29	10	8	10	23
Regionals	3-0	3.33	27.0	27	14	10	9	27
Super Reg.	2-1	3.46	26.0	20	13	10	13	21
CWS	3-2	4.00	45.0	42	21	20	15	35

Series Batting Breakdown:

	AVG	AB	R	H	RBI	2B-3B-HR	BB-SO
LBSU	.298	104	12	31	10	6-2-0	9-21
Schaefer	.347	150	39	52	35	16-2-1	16-31
Surprise	.274	95	14	26	14	3-0-2	9-13
Tulane	.235	102	7	24	7	4-0-1	6-18
Baylor	.303	99	24	30	23	2-1-3	13-17
ECU Tourney	.210	100	17	21	12	4-0-2	20-29
LSU/WIU	.412	177	57	73	52	14-3-9	15-11
Oklahoma	.260	96	16	25	13	5-2-3	13-16
USC	.322	118	27	38	22	9-1-3	13-26
Wright State	.389	113	38	44	36	3-2-4	24-15
California	.298	104	17	31	15	8-0-1	11-17
Stanford	.314	102	25	32	23	6-1-2	17-22
UCLA	.443	115	38	51	25	8-0-2	12-19
Oregon State	.272	103	9	28	7	2-0-1	9-15
Arizona	.262	103	14	27	12	2-0-0	11-21
Washington	.200	90	9	18	9	0-0-1	21-24
WSU	.364	99	31	36	29	9-1-1	21-17
Regionals	.380	108	29	41	22	4-0-3	14-12
Super Reg.	.262	103	17	27	16	6-1-4	6-14
CWS	.273	161	24	44	22	9-0-4	20-25

Pinch-Hitting Statistics:

Player	AB	AVG	H	2B	3B	HR	RBI
Hooft	2	.500	1	0	0	0	2
Stockfisch	5	.600	3	0	0	0	3
Bordes, G.	1	1.000	1	1	0	0	0
Zinicola	8	.375	3	0	0	0	1
Laguna	12	.250	3	2	1	0	6
Sogard	11	.273	3	1	0	0	4
Butler	9	.222	2	0	0	0	0
Fox	19	.158	3	0	0	0	1
Biancamano	14	.214	3	0	0	0	0
Dhaenens	10	.100	1	0	0	0	0
Landry	4	.000	0	0	0	0	0
Persichina	11	.000	0	0	0	0	0
Serra	2	.000	0	0	0	0	0
Totals:	110	.209	23	3	1	0	19

ASU Double Plays (61):

Type	No.	Inning	Ending
643	15		11
463	14		5
543	7		5
63	4		1
163	3		1
43	2		1
363	2		1
361	1		1
L36	1		0
1522	1		0
F91	1		0
L14	1		0
P53 - Bunt	1		0
L64	1		1
32	1		1
5262	1		1
53	1		1
L93	1		1
1463	1		0
26-KS	1		1
P64	1		1



Sun Devil Baseball 2005

Starting Lineups By Batting Order

Date	Opponent	No. (Time)	Record	1	2	3	4	5	6	7	8	9
1/28	LBSU	1 (1)	0-1	Hooft	Buck	Gosewisch	Larish	Curtis	Biancamano	Persichina	Romine	Sferra
1/29	LBSU	2 (1)	1-0	Curtis	Buck	Gosewisch	Larish	Zinicola	Persichina	Hooft	Romine	Sferra
1/30	LBSU	3 (1)	0-1	Buck	Hooft	Larish	Zinicola	Curtis	Gosewisch	Persichina	Romine	Sferra
2/4	NMSU	4 (1)	1-0	Curtis	Hooft	Buck	Zinicola	Larish	Gosewisch	Biancamano	Romine	Sferra
2/5	Gonzaga	5 (1)	1-0	Curtis	Hooft	Buck	Larish	Gosewisch	Zinicola	Biancamano	Romine	Sferra
2/6	Oregon State	5 (2)	1-1	Curtis	Hooft	Buck	Larish	Gosewisch	Zinicola	Biancamano	Romine	Sferra
2/7	NMSU	6 (1)	1-0	Curtis	Hooft	Buck	Larish	Gosewisch	Laguna	Persichina	Romine	Sferra
2/12	South Alabama	6 (2)	2-0	Curtis	Hooft	Buck	Larish	Gosewisch	Laguna	Persichina	Romine	Sferra
2/12	Oklahoma	6 (3)	3-0	Curtis	Hooft	Buck	Larish	Gosewisch	Laguna	Persichina	Romine	Sferra
2/13	Gonzaga	7 (1)	0-1	Curtis	Hooft	Buck	Larish	Gosewisch	Persichina	Biancamano	Romine	Sferra
2/15	Arizona	8 (1)	0-1	Curtis	Hooft	Buck	Larish	Gosewisch	Biancamano	Zinicola	Romine	Sferra
2/18	Tulane	9 (1)	0-1	Buck	Gosewisch	Hooft	Curtis	Larish	Zinicola	Biancamano	Romine	Sferra
2/19	Tulane	10 (1)	0-1	Sferra	Curtis	Buck	Gosewisch	Persichina	Hooft	Larish	Zinicola	Romine
2/20	Tulane	11 (1)	0-1	Buck	Hooft	Curtis	Gosewisch	Persichina	Laguna	Larish	Fox	Romine
2/23	Arizona	12 (1)	0-1	Buck	Hooft	Curtis	Larish	Zinicola	Persichina	Gosewisch	Laguna	Romine
2/25	Baylor	13 (1)	1-0	Laguna	Buck	Curtis	Larish	Gosewisch	Persichina	Biancamano	Romine	Sferra
2/26	Baylor	14 (1)	1-0	Sferra	Buck	Curtis	Larish	Gosewisch	Fox	Biancamano	Persichina	Romine
2/27	Baylor	15 (1)	0-1	Sferra	Buck	Curtis	Larish	Gosewisch	Fox	Sogard	Persichina	Romine
3/4	North Carolina	16 (1)	1-0	Sferra	Buck	Curtis	Larish	Gosewisch	Fox	Landry	Romine	G Bordes
3/5	East Carolina	17 (1)	1-0	Sferra	Buck	Curtis	Larish	Gosewisch	Sogard	Butler	Romine	Persichina
3/6	Ohio State	16 (2)	2-0	Sferra	Buck	Curtis	Larish	Gosewisch	Fox	Landry	Romine	G Bordes
3/11	LSU	18 (1)	0-1	Sferra	Buck	Larish	Gosewisch	Curtis	Fox	Laguna	Romine	Persichina
3/12	W. Illinois	19 (1)	1-0	Laguna	Buck	Curtis	Gosewisch	Larish	Fox	Butler	Dhaenens	Romine
3/13	W. Illinois	19 (2)	2-0	Laguna	Buck	Curtis	Gosewisch	Larish	Fox	Butler	Dhaenens	Romine
3/13	LSU	20 (1)	0-1	Landry	Buck	Curtis	Gosewisch	Fox	Larish	Zinicola	Biancamano	Romine
3/18	Oklahoma	21 (1)	1-0	Laguna	Buck	Larish	Gosewisch	Curtis	Fox	Dhaenens	Persichina	Romine
3/19	Oklahoma	22 (1)	1-0	Hooft	Buck	Gosewisch	Curtis	Fox	Larish	Zinicola	Laguna	Romine
3/20	Oklahoma	23 (1)	1-0	Laguna	Buck	Larish	Fox	Curtis	Gosewisch	Hooft	Zinicola	Romine
3/24	USC	24 (1)	0-1	Hooft	Buck	Curtis	Larish	Gosewisch	Laguna	Dhaenens	Persichina	Romine
3/25	USC	25 (1)	1-0	Hooft	Buck	Gosewisch	Larish	Curtis	Laguna	Dhaenens	Sferra	Romine
3/26	USC	26 (1)	1-0	Laguna	Buck	Gosewisch	Larish	Curtis	Hooft	Dhaenens	Sferra	Romine
4/1	Wright State	26 (2)	2-0	Laguna	Buck	Gosewisch	Larish	Curtis	Hooft	Dhaenens	Sferra	Romine
4/2	Wright State	26 (3)	3-0	Laguna	Buck	Gosewisch	Larish	Curtis	Hooft	Dhaenens	Sferra	Romine
4/3	Wright State	26 (4)	4-0	Laguna	Buck	Gosewisch	Larish	Curtis	Hooft	Dhaenens	Sferra	Romine
4/9	California	27 (1)	1-0	Laguna	Buck	Gosewisch	Larish	Curtis	Hooft	Dhaenens	Persichina	Sferra
4/9	California	27 (2)	1-1	Laguna	Buck	Gosewisch	Larish	Curtis	Hooft	Dhaenens	Persichina	Sferra
4/10	California	28 (1)	0-1	Laguna	Buck	Gosewisch	Larish	Curtis	Dhaenens	Hooft	Persichina	Sferra
4/15	Stanford	27 (3)	2-1	Laguna	Buck	Gosewisch	Larish	Curtis	Hooft	Dhaenens	Persichina	Sferra
4/16	Stanford	28 (2)	1-1	Laguna	Buck	Gosewisch	Larish	Curtis	Dhaenens	Hooft	Persichina	Sferra
4/17	Stanford	29 (1)	1-0	Laguna	Buck	Gosewisch	Larish	Curtis	Hooft	Dhaenens	Landry	Persichina
4/22	UCLA	30 (1)	1-0	Laguna	Buck	Gosewisch	Larish	Curtis	Dhaenens	Hooft	Sferra	Romine
4/23	UCLA	31 (1)	1-0	Curtis	Buck	Larish	Gosewisch	Dhaenens	Hooft	Averill	Sferra	Romine
4/24	UCLA	32 (1)	1-0	Curtis	Buck	Larish	Gosewisch	Urquidez	Dhaenens	Hooft	Sferra	Persichina
4/29	Oregon State	33 (1)	0-1	Curtis	Buck	Gosewisch	Larish	Bowman	Dhaenens	Hooft	Sferra	Persichina
4/30	Oregon State	34 (1)	1-0	Curtis	Buck	Gosewisch	Larish	Fox	Dhaenens	Hooft	Sferra	Romine
5/1	Oregon State	35 (1)	0-1	Curtis	Buck	Dhaenens	Larish	Gosewisch	Urquidez	Hooft	Sferra	Romine
5/4	Utah Valley St.	36 (1)	0-1	Hooft	Buck	Curtis	Larish	Gosewisch	Fox	Dhaenens	Romine	Sferra
5/14	Arizona	37 (1)	1-0	Hooft	Buck	Gosewisch	Larish	Curtis	Laguna	Sferra	Dhaenens	Romine
5/15	Arizona	38 (1)	0-1	Hooft	Buck	Gosewisch	Larish	Curtis	Sferra	Dhaenens	Laguna	Romine
5/16	Arizona	39 (1)	0-1	Curtis	Sferra	Buck	Larish	Gosewisch	Dhaenens	Zinicola	Romine	Hooft
5/20	Washington	40 (1)	0-1	Curtis	Buck	Gosewisch	Larish	Zinicola	Satow	Dhaenens	Sferra	Romine
5/21	Washington	41 (1)	0-1	Laguna	Buck	Curtis	Larish	Gosewisch	Zinicola	Persichina	Romine	Sferra
5/22	Washington	42 (1)	1-0	Dhaenens	Buck	Larish	Zinicola	Curtis	Gosewisch	Satow	Sferra	Romine
5/27	Washington St.	43 (1)	1-0	Larish	Buck	Curtis	Fox	Zinicola	Dhaenens	Gosewisch	Sferra	Romine
5/28	Washington St.	44 (1)	1-0	Larish	Buck	Curtis	Fox	Gosewisch	Persichina	Zinicola	Sferra	Romine
5/29	Washington St.	45 (1)	1-0	Larish	Buck	Curtis	Fox	Gosewisch	Biancamano	Zinicola	Hooft	Romine
6/3	East Carolina	46 (1)	1-0	Larish	Buck	Curtis	Fox	Gosewisch	Hooft	Dhaenens	Sferra	Romine
6/4	Coastal Carolina	46 (2)	2-0	Larish	Buck	Curtis	Fox	Gosewisch	Hooft	Dhaenens	Sferra	Romine
6/5	Coastal Carolina	47 (1)	1-0	Larish	Buck	Curtis	Fox	Gosewisch	Dhaenens	Hooft	Sferra	Romine
6/10	CS Fullerton	48 (1)	0-1	Larish	Buck	Curtis	Gosewisch	Fox	Zinicola	Dhaenens	Sferra	Romine
6/11	CS Fullerton	48 (2)	1-1	Larish	Buck	Curtis	Gosewisch	Fox	Zinicola	Dhaenens	Sferra	Romine
6/12	CS Fullerton	49 (1)	1-0	Larish	Buck	Curtis	Gosewisch	Zinicola	Laguna	Dhaenens	Sferra	Romine
6/17	Nebraska	50 (1)	0-1	Larish	Buck	Curtis	Gosewisch	Zinicola	Dhaenens	Hooft	Sferra	Romine
6/19	Tennessee	51 (1)	1-0	Larish	Buck	Curtis	Gosewisch	Zinicola	Hooft	Persichina	Sferra	Romine
6/21	Nebraska	52 (1)	1-0	Larish	Buck	Curtis	Gosewisch	Fox	Hooft	Dhaenens	Sferra	Romine
6/22	Florida	53 (1)	1-0	Larish	Buck	Curtis	Gosewisch	Dhaenens	Hooft	Garrison	Sferra	Romine
6/23	Florida	54 (1)	0-1	Larish	Buck	Curtis	Gosewisch	Garrison	Dhaenens	Hooft	Sferra	Romine

Total Number of Different Batting Lineups: 54

Most Common Lineup by Batting Order: #26 (4 times)



Sun Devil Baseball 2005

Starting Lineups By Defensive Lineup

Date	Opponent	No. (Time)	Record	C	1B	2B	3B	SS	LF	CF	RF	DH
1/28	LBSU	1 (1)	0-1	Gosewisch	Persichina	Biancamano	Larish	Romine	Curtis	Sferra	Buck	Hooft
1/29	LBSU	2 (1)	1-0	Gosewisch	Persichina	Hooft	Larish	Romine	Curtis	Sferra	Buck	Zinicola
1/30	LBSU	2 (2)	1-1	Gosewisch	Persichina	Hooft	Larish	Romine	Curtis	Sferra	Buck	Zinicola
2/4	NMSU	3 (1)	1-0	Gosewisch	Larish	Biancamano	Hooft	Romine	Curtis	Sferra	Buck	Zinicola
2/5	Gonzaga	3 (2)	2-0	Gosewisch	Larish	Biancamano	Hooft	Romine	Curtis	Sferra	Buck	Zinicola
2/6	Oregon State	3 (3)	2-1	Gosewisch	Larish	Biancamano	Hooft	Romine	Curtis	Sferra	Buck	Zinicola
2/7	NMSU	4 (1)	1-0	Gosewisch	Larish	Biancamano	Hooft	Romine	Curtis	Sferra	Buck	Laguna
2/12	South Alabama	4 (2)	2-0	Gosewisch	Larish	Persichina	Hooft	Romine	Curtis	Sferra	Buck	Laguna
2/12	Oklahoma	4 (3)	3-0	Gosewisch	Larish	Persichina	Hooft	Romine	Curtis	Sferra	Buck	Laguna
2/13	Gonzaga	5 (1)	0-1	Gosewisch	Larish	Persichina	Hooft	Romine	Curtis	Sferra	Buck	Biancamano
2/15	Arizona	3 (4)	2-2	Gosewisch	Larish	Biancamano	Hooft	Romine	Curtis	Sferra	Buck	Zinicola
2/18	Tulane	3 (5)	2-3	Gosewisch	Larish	Biancamano	Hooft	Romine	Curtis	Sferra	Buck	Zinicola
2/19	Tulane	6 (1)	0-1	Gosewisch	Larish	Persichina	Hooft	Romine	Curtis	Sferra	Buck	Zinicola
2/20	Tulane	7 (1)	0-1	Gosewisch	Larish	Persichina	Hooft	Romine	Curtis	Buck	Laguna	Fox
2/23	Arizona	8 (1)	0-1	Gosewisch	Larish	Persichina	Hooft	Romine	Curtis	Buck	Laguna	Zinicola
2/25	Baylor	9 (1)	1-0	Gosewisch	Larish	Persichina	Biancamano	Romine	Curtis	Sferra	Buck	Laguna
2/26	Baylor	10 (1)	1-0	Gosewisch	Larish	Persichina	Biancamano	Romine	Curtis	Sferra	Buck	Fox
2/27	Baylor	11 (1)	0-1	Gosewisch	Larish	Persichina	Sogard	Romine	Curtis	Sferra	Buck	Fox
3/4	North Carolina	12 (1)	1-0	Gosewisch	Larish	G. Bordes	Landry	Romine	Curtis	Sferra	Buck	Fox
3/5	East Carolina	13 (1)	1-0	Gosewisch	Larish	Persichina	Sogard	Romine	Curtis	Sferra	Buck	Butler
3/6	Ohio State	12 (2)	2-0	Gosewisch	Larish	G. Bordes	Landry	Romine	Curtis	Sferra	Buck	Fox
3/11	LSU	14 (1)	0-1	Gosewisch	Larish	Persichina	Buck	Romine	Sferra	Curtis	Laguna	Fox
3/12	W. Illinois	15 (1)	1-0	Gosewisch	Larish	Dhaenens	Buck	Romine	Butler	Curtis	Laguna	Fox
3/13	W. Illinois	15 (2)	2-0	Gosewisch	Larish	Dhaenens	Buck	Romine	Butler	Curtis	Laguna	Fox
3/13	LSU	16 (1)	0-1	Gosewisch	Zinicola	Biancamano	Landry	Romine	Larish	Curtis	Buck	Fox
3/18	Oklahoma	17 (1)	1-0	Gosewisch	Persichina	Dhaenens	Buck	Romine	Larish	Curtis	Laguna	Fox
3/19	Oklahoma	18 (1)	1-0	Gosewisch	Zinicola	Hooft	Buck	Romine	Larish	Curtis	Laguna	Fox
3/20	Oklahoma	18 (2)	2-0	Gosewisch	Zinicola	Hooft	Buck	Romine	Larish	Curtis	Laguna	Fox
3/24	USC	19 (1)	0-1	Gosewisch	Persichina	Dhaenens	Buck	Romine	Larish	Curtis	Laguna	Hooft
3/25	USC	20 (1)	1-0	Gosewisch	Larish	Dhaenens	Buck	Romine	Curtis	Sferra	Laguna	Hooft
3/26	USC	20 (2)	2-0	Gosewisch	Larish	Dhaenens	Buck	Romine	Curtis	Sferra	Laguna	Hooft
4/1	Wright State	20 (3)	3-0	Gosewisch	Larish	Dhaenens	Buck	Romine	Curtis	Sferra	Laguna	Hooft
4/2	Wright State	21 (1)	1-0	Gosewisch	Larish	Dhaenens	Buck	Romine	Hooft	Sferra	Laguna	Curtis
4/3	Wright State	20 (4)	4-0	Gosewisch	Larish	Dhaenens	Buck	Romine	Curtis	Sferra	Laguna	Hooft
4/9	California	22 (1)	1-0	Gosewisch	Larish	Dhaenens	Hooft	Persichina	Curtis	Sferra	Buck	Laguna
4/9	California	22 (2)	1-1	Gosewisch	Larish	Dhaenens	Hooft	Persichina	Curtis	Sferra	Buck	Laguna
4/10	California	22 (3)	1-2	Gosewisch	Larish	Dhaenens	Hooft	Persichina	Curtis	Sferra	Buck	Laguna
4/15	Stanford	22 (4)	2-2	Gosewisch	Larish	Dhaenens	Hooft	Persichina	Curtis	Sferra	Buck	Laguna
4/16	Stanford	22 (5)	3-2	Gosewisch	Larish	Dhaenens	Hooft	Persichina	Curtis	Sferra	Buck	Laguna
4/17	Stanford	23 (1)	1-0	Gosewisch	Larish	Dhaenens	Hooft	Persichina	Laguna	Curtis	Buck	Landry
4/22	UCLA	24 (1)	1-0	Gosewisch	Larish	Dhaenens	Hooft	Romine	Curtis	Sferra	Buck	Laguna
4/23	UCLA	25 (1)	1-0	Gosewisch	Larish	Dhaenens	Hooft	Romine	Curtis	Sferra	Buck	Averill
4/24	UCLA	26 (1)	1-0	Gosewisch	Larish	Dhaenens	Hooft	Persichina	Curtis	Sferra	Buck	Urquidez
4/29	Oregon State	27 (1)	0-1	Gosewisch	Larish	Dhaenens	Hooft	Persichina	Curtis	Sferra	Buck	Bowman
4/30	Oregon State	28 (1)	1-0	Gosewisch	Larish	Dhaenens	Hooft	Romine	Curtis	Sferra	Buck	Fox
5/1	Oregon State	29 (1)	0-1	Gosewisch	Larish	Dhaenens	Hooft	Romine	Curtis	Sferra	Buck	Urquidez
5/4	Utah Valley St.	28 (2)	1-1	Gosewisch	Larish	Dhaenens	Hooft	Romine	Curtis	Sferra	Buck	Fox
5/14	Arizona	30 (1)	1-0	Gosewisch	Larish	Dhaenens	Hooft	Romine	Laguna	Curtis	Buck	Sferra
5/15	Arizona	30 (2)	1-1	Gosewisch	Larish	Dhaenens	Hooft	Romine	Laguna	Curtis	Buck	Sferra
5/16	Arizona	31 (1)	0-1	Gosewisch	Zinicola	Dhaenens	Hooft	Romine	Curtis	Sferra	Buck	Larish
5/20	Washington	32 (1)	0-1	Gosewisch	Zinicola	Dhaenens	Buck	Romine	Curtis	Sferra	Larish	Satow
5/21	Washington	33 (1)	0-1	Gosewisch	Zinicola	Persichina	Buck	Romine	Curtis	Sferra	Larish	Laguna
5/22	Washington	32 (2)	1-1	Gosewisch	Zinicola	Dhaenens	Buck	Romine	Curtis	Sferra	Larish	Satow
5/27	Washington St.	34 (1)	1-0	Gosewisch	Zinicola	Dhaenens	Buck	Romine	Larish	Sferra	Curtis	Fox
5/28	Washington St.	35 (1)	1-0	Gosewisch	Zinicola	Persichina	Buck	Romine	Larish	Sferra	Curtis	Fox
5/29	Washington St.	36 (1)	1-0	Gosewisch	Zinicola	Biancamano	Hooft	Romine	Larish	Curtis	Buck	Fox
6/3	East Carolina	28 (3)	2-1	Gosewisch	Larish	Dhaenens	Hooft	Romine	Curtis	Sferra	Buck	Fox
6/4	Coastal Carolina	28 (4)	3-1	Gosewisch	Larish	Dhaenens	Hooft	Romine	Curtis	Sferra	Buck	Fox
6/5	Coastal Carolina	28 (5)	4-1	Gosewisch	Larish	Dhaenens	Hooft	Romine	Curtis	Sferra	Buck	Fox
6/10	CS Fullerton	34 (2)	1-1	Gosewisch	Zinicola	Dhaenens	Buck	Romine	Larish	Sferra	Curtis	Fox
6/11	CS Fullerton	34 (3)	2-1	Gosewisch	Zinicola	Dhaenens	Buck	Romine	Larish	Sferra	Curtis	Fox
6/12	CS Fullerton	37 (1)	1-0	Gosewisch	Larish	Dhaenens	Buck	Romine	Curtis	Sferra	Laguna	Zinicola
6/17	Nebraska	38 (1)	0-1	Gosewisch	Larish	Dhaenens	Hooft	Romine	Curtis	Sferra	Buck	Zinicola
6/19	Tennessee	6 (2)	1-1	Gosewisch	Larish	Persichina	Hooft	Romine	Curtis	Sferra	Buck	Zinicola
6/21	Nebraska	39 (1)	1-0	Gosewisch	Larish	Hooft	Dhaenens	Romine	Curtis	Sferra	Buck	Fox
6/22	Florida	40 (1)	1-0	Gosewisch	Larish	Hooft	Dhaenens	Romine	Curtis	Sferra	Buck	Garrison
6/23	Florida	40 (2)	1-1	Gosewisch	Larish	Hooft	Dhaenens	Romine	Curtis	Sferra	Buck	Garrison

Total Number of Different Defensive Lineups: 40

Most Common Lineup by Defense: #3 & #22 (5 times)



Sun Devil Baseball 2005

Game-by-Game Capsules:

GAME 1

#14 Long Beach State 7, #9 SUN DEVILS 3

Jan. 28 at Packard Stadium

	<u>1</u>	<u>2</u>	<u>3</u>	<u>4</u>	<u>5</u>	<u>6</u>	<u>7</u>	<u>8</u>	<u>9</u>		<u>R</u>	<u>H</u>	<u>E</u>
LBSU	2	0	1	0	1	0	0	1	2	-	7	10	0
ASU	0	0	0	2	0	1	0	0	0	-	3	11	3

W: Ramos (1-0); L: Averill (0-1); S: Jamison (1)

HR: None

Time: 3:51 Attendance: 4,783 Record: 0-1

HIGHLIGHTS: A two-out, two-run double by designated hitter Evan Longoria in the top of the first inning gave No. 14 Long Beach State a lead they would never relinquish in a season-opening 7-3 victory over No. 9 Arizona State University in front of 4,783 fans Friday night at Packard Stadium. ASU out-hit the 49ers 11-10, but the defense committed costly errors in the loss. Sophomore left fielder Colin Curtis led the offense going 3-for-4 with a two-run triple. Sophomore lefty Erik Averill was saddled with the loss giving up four runs and nine hits in four innings.

GAME 2

#9 SUN DEVILS 8, #14 Long Beach State 6

Jan. 29 at Packard Stadium

	1	2	3	4	5	6	7	8	9		R	H	E
LBSU	0	0	1	2	2	0	0	1	0	-	6	13	3
ASU	0	1	0	0	1	2	0	3	x	-	8	11	0

W: Zinicola (1-0); L: Liebel (0-1); S: None

HR: None

Time: 3:36 Attendance: 2,926 Record: 1-1

HIGHLIGHTS: Freshman center fielder J.J. Sferra singled home the game-winning run in the bottom of the eighth inning to lead the No. 9 Sun Devils to a 8-6 come-from-behind victory over No. 14 Long Beach State in a non-conference game Saturday afternoon at Packard Stadium. The Devils (1-1) trailed Long Beach State (1-1) 5-1 heading into their half of the fifth inning before mother nature halted the game for over an hour with rain and thunder storms passing through the East Valley. ASU scored a single tally right out of the gates in the fifth and then tied the game with a three-run sixth inning. Sferra's game-winning single was part of a three-run eighth inning. Zechry Zinicola picked up the win with 1.1 scoreless innings. Senior transfer Joey Hooft led the Sun Devil offense going 3-for-4 with two runs scored, one RBI and a stolen base.

GAME 3

#14 Long Beach State 11, #9 SUN DEVILS 1

Jan. 30 at Packard Stadium

	<u>1</u>	<u>2</u>	<u>3</u>	<u>4</u>	<u>5</u>	<u>6</u>	<u>7</u>	<u>8</u>	<u>9</u>		<u>R</u>	<u>H</u>	<u>E</u>
LBSU	0	0	3	0	0	0	3	0	5	-	11	16	0
ASU	0	0	0	1	0	0	0	0	0	-	1	9	1

W: Estrada (1-0); L: Bordes (0-1); S: None

HR: Sindlinger (1)

Time: 3:24 Attendance: 2,823 Record: 1-2

HIGHLIGHTS: The ninth-ranked Arizona State University baseball team dropped the final game of a season-opening three-game series against No. 14 Long Beach State, 11-1, Sunday afternoon in non-conference action at Packard Stadium. ASU starter Brett Bordes was saddled with the tough luck loss giving up three unearned runs in four innings of work. The junior lefty struck out four and did not allow a walk in his 2005 debut. ASU designated hitter Zechry Zinicola and senior catcher Tuffy Gosewisch each recorded two hits for the Sun Devils. Junior preseason All-American Travis Buck went 1-for-4 with a double and finished the week-end 5-for-12 (.417).

GAME 4

#9 SUN DEVILS 12, NMSU 0

Feb. 4 at Packard Stadium

	1	2	3	4	5	6	7	8	9		R	H	E
NMSU	0	0	0	0	0	0	0	0	0	-	0	7	2
ASU	0	1	2	0	2	4	0	3	x	-	12	15	0

W: Averill (1-1); L: Conner (0-1); S: None

HR: None

Time: 2:47 Attendance: 2,163 Record: 2-2

HIGHLIGHTS: Arizona State junior starting pitcher Erik Averill struck out a career high 14 batters in a complete-game shutout to lead the No. 9 Sun Devils to a commanding 12-0 victory over New Mexico State Friday evening at Packard Stadium in the third game of the Bob Schaefer Memorial Tournament. Senior first baseman Jeff Larish added four hits and four RBI as the Sun Devils improved to 2-2 on the season and 1-0 in tournament action. Joey Hooft, Tuffy Gosewisch and Travis Buck all added two hits apiece as the Devils recorded a season high with 15 hits.

GAME 5

#9 SUN DEVILS 10, Gonzaga 8

Feb. 5 at Packard Stadium

	<u>1</u>	<u>2</u>	<u>3</u>	<u>4</u>	<u>5</u>	<u>6</u>	<u>7</u>	<u>8</u>	<u>9</u>		<u>R</u>	<u>H</u>	<u>E</u>
GU	0	0	1	2	0	0	0	2	3	-	8	11	0
ASU	0	3	0	1	4	1	1	0	x	-	10	14	4

W: Urquidez (1-0); L: Bryner (0-1); S: Zinicola (1)

HR: Thibault (1)

Time: 3:24 Attendance: 2,073 Record: 3-2

HIGHLIGHTS: Arizona State freshmen Vinny Biancamano and Andrew Romine each recorded three hits and sophomore closer Zechry Zinicola recorded his first save of the season by holding off a late rally to lead the No. 9 Sun Devils to a 10-8 victory over Gonzaga Saturday afternoon at Packard Stadium. Senior starting pitcher Jason Urquidez gave up six hits and five runs (four earned) in seven-plus innings. Biancamano and Romine were part of a 14-hit attack that saw five players record multi-hit games. Freshman teammate J.J. Sferra added two hits as the No. 7-8-9 hitters in the ASU lineup combined to go 8-for-11 with three doubles and five RBI. Sophomore left fielder Colin Curtis went 2-for-4 with three RBI and senior catcher Tuffy Gosewisch was 2-for-4 with two RBI.

GAME 6

Oregon State 12, #9 SUN DEVILS 6

Feb. 6 at Packard Stadium

	<u>1</u>	<u>2</u>	<u>3</u>	<u>4</u>	<u>5</u>	<u>6</u>	<u>7</u>	<u>8</u>	<u>9</u>		<u>R</u>	<u>H</u>	<u>E</u>
OSU	0	2	0	1	8	0	1	0	0	-	12	15	1
ASU	0	4	1	0	0	0	0	1	0	-	6	8	5

W: Gunderson (1-0); L: Bordes (0-2); S: None

HR: Anderson (1), Gosewisch (1)

Time: 3:16 Attendance: 2,099 Record: 3-3

HIGHLIGHTS: An eight-run fifth inning by Oregon State and five errors cost the No. 9 Arizona State Sun Devils proved costly in a 12-6 non-conference loss to the Beavers Sunday afternoon at Packard Stadium in the fourth day of the Bob Schaefer Memorial Baseball Tournament. Despite committing four errors in the first three innings, the Sun Devils still held a 5-2 lead. After a single tally in the fourth, OSU sent 11 batters to the plate and hit five doubles in the eight-run fifth to put the game out of reach. Lead-off hitter Colin Curtis was the only Sun Devil to record a multi-hit game, going 2-for-5 with one RBI to extend his hitting streak to seven games dating back to the end of the 2004 season. Senior catcher Tuffy Gosewisch went 1-for-4 with ASU's first home run of the season. Freshman shortstop Andrew Romine went 1-for-2 to extend his hitting streak to five games.

GAME 7

#12 SUN DEVILS 11, NMSU 10

Feb. 7 at Packard Stadium

	<u>1</u>	<u>2</u>	<u>3</u>	<u>4</u>	<u>5</u>	<u>6</u>	<u>7</u>	<u>8</u>	<u>9</u>		<u>R</u>	<u>H</u>	<u>E</u>
NMSU	1	1	0	1	0	0	0	4	3	-	10	9	1
ASU	2	2	1	0	0	0	0	3	3	-	11	15	2

W: Zinicola (2-0); L: Gausman (0-1); S: None

HR: Harvey (2)

Time: 3:30 Attendance: 2,547 Record: 4-3

HIGHLIGHTS: Colin Curtis hit a walk-off single to score J.J. Sferra with the game-winning run to cap a three-run ninth inning as the No. 12 Sun Devils pulled off a wild 11-10 victory over New Mexico State Monday evening at Packard Stadium in the final game of the Bob Schaefer Memorial Tournament. The ninth-inning rally was a fitting end to a game that saw ASU lead 5-3 after seven innings and featured four lead changes over the final two innings. The Aggies scored four runs in the top of the eighth to grab a 7-5 lead, but the Sun Devils answered with three runs in the bottom of the eighth to regain the lead at 8-7. Senior third baseman Joey Hooft appeared to have the game-winning hit with a two-run double, staking the Devils to an 8-7 lead. Not to be outdone, New Mexico State left fielder Adam Harvey hit a three-run home run with two outs in the top of the ninth inning off ASU closer Zechry Zinicola to give NMSU a 10-8 lead. Tuffy Gosewisch fueled the ninth-inning heroics with a leadoff double off the right field wall. After a single by redshirt freshman Rocky Laguna, Gosewisch pulled the Devils to within one run when he scored on a wild pitch. Down to their last out after consecutive strikeouts by Joe Persichina and Seth Dhaenens, Sferra responded after being down in the count 1-2 with a clutch single up the middle to score Laguna with tying run. Sferra stole second base and scored the winner when Curtis drilled a full-count slider from NMSU closer Brian Gausman into left field to end the game. Gosewisch went 3-for-5 with three doubles and two RBI and Laguna went 3-for-5 with four stolen bases in his first career start.

GAME 8

#12 SUN DEVILS 7, South Alabama 2

Feb. 12 at Surprise Stadium

	1	2	3	4	5	6	7	8	9		R	H	E
USA	0	0	0	0	0	0	0	0	2	-	2	5	0
ASU	0	1	0	0	5	0	1	0	x	-	7	10	2

W: Averill (2-1); L: Walters (0-1); S: None

HR: Larish (1)

Time: 2:24 Attendance: 1,003 Record: 5-3

HIGHLIGHTS: Erik Averill threw his second consecutive complete-game to lead the No. 12 Sun Devils to a 7-2 victory over South Alabama in the first game of the Coca-Cola Spring Training Classic at Surprise Stadium. Preseason All-Americans Jeff Larish and Travis Buck each went 2-for-4 with two RBI and Larish added his first home run of the season to lead the ASU offense that registered 10 hits. Six of ASU's seven runs came with two outs on the scoreboard, including all runs in the season-high five-run fifth. Joey Hooft also added two hits in the victory. Averill scattered five hits and allowed only one earned run while striking out eight and walking only one.

GAME 9

#12 SUN DEVILS 7, Oklahoma 5

Feb. 12 at Surprise Stadium

	<u>1</u>	<u>2</u>	<u>3</u>	<u>4</u>	<u>5</u>	<u>6</u>	<u>7</u>	<u>8</u>	<u>9</u>		<u>R</u>	<u>H</u>	<u>E</u>
OKLA	1	0	0	0	0	4	0	0	0	-	5	11	1
ASU	3	0	0	0	2	2	0	0	x	-	7	12	1

W: Barnette (1-0); L: Patterson (0-1); S: None

HR: Larish (2)

Time: 3:21 Attendance: 678 Record: 6-3

HIGHLIGHTS: Jeff Larish went 2-for-4 with four RBI and junior reliever Tony Barnette allowed one hit in 3.2 shutout innings to lead the No. 12 Sun Devils to a 7-5 victory over Oklahoma at Surprise Stadium to conclude the first day of the Coca-Cola Spring Training Classic. Barnette came out of the bullpen in relief of starter Jason Urquidez and reliever Pat Bresnahan with the go-ahead run on third base, but got two quick strikeouts to keep the game tied. He went on to strike out five and walk only one in 3.2 innings to pick up his first win as a Sun Devil. Urquidez scattered nine hits and gave up five runs (four earned) in 5.1 innings to record the no-decision. Larish went 2-for-4 and ended the day 4-for-8 with six RBI and a pair of home runs. Sophomore leadoff hitter Colin Curtis was 2-for-5 with two runs scored and an RBI and sophomore second baseman Joe Persichina went 2-for-4 for his first multi-hit performance of the year.

GAME 10

Gonzaga 2, #12 SUN DEVILS 0

Feb. 13 at Surprise Stadium

	<u>1</u>	<u>2</u>	<u>3</u>	<u>4</u>	<u>5</u>	<u>6</u>	<u>7</u>	<u>8</u>	<u>9</u>		<u>R</u>	<u>H</u>	<u>E</u>
GU	0	0	0	1	1	0	0	0	0	-	2	6	0
ASU	0	0	0	0	0	0	0	0	0	-	0	4	3

W: Donovan (1-1); L: Zinicola (2-1); S: Albrecht (1)

HR: None

Time: 2:15 Attendance: 456 Record: 6-4

HIGHLIGHTS: Gonzaga starting pitcher Patrick Donovan threw seven shutout innings to make a pair of unearned runs standup in a 2-0 upset of No. 12 Arizona State Sun Devils on Sunday afternoon in the final game of the Coca-Cola Spring Training Classic at Surprise Stadium. ASU sophomore Zechry Zinicola made his first start of the year and was saddled with the tough-luck loss. Zinicola gave up only three hits and two unearned runs in 4.1 innings. He struck out four and walked only one to fall to 2-1 on the season. Junior left-hander Brett Bordes dominated in his first relief appearance of the year with 4.2 scoreless innings. He scattered three hits and struck out three to keep ASU close. Second baseman Joe Persichina recorded two of ASU's four hits with his second consecutive multi-hit game.



Sun Devil Baseball 2005

Game-by-Game Capsules:

GAME 11

#9 Arizona 7, #11 SUN DEVILS 6

Feb. 15 at Kindall Field at Sancet Stadium

	1	2	3	4	5	6	7	8	9	10	11	12	13	14	R	H	E
ASU	1	2	0	1	1	0	0	0	0	0	0	0	0	1	-	6	11 3
UA	1	0	0	0	0	1	3	0	0	0	0	0	0	2	-	7	12 2

W: Koons (1-0); L: Marotz (0-1); S: None

HR: Van Houten (1), Brown (3)

Time: 5:13 Attendance: 1,310 Record: 6-5

HIGHLIGHTS: Arizona first baseman Jordan Brown hit a two-out, two-run walk-off home run in the bottom of the 14th inning to give the No. 9 Wildcats a dramatic 7-6 victory over No. 12 Arizona State at Kindall Field at Sancet Park. The Sun Devils pulled ahead with a two-out, bases loaded walk to Joe Persichina in the top of the 14th before the Wildcats staged the two-out rally. Jeff Van Houten laced a single up the middle and Brown followed drilling a 2-1 fastball from Ty Marotz over the right field fence for the game to give UA the victory. The heart-breaking loss spoiled a pair of solid pitching performances from Tony Barnette and Pat Bresnehan. Making his first career start, Barnette scattered five hits and two runs in 5.1 innings. Bresnehan tied a career high with seven strikeouts in the longest outing of his career (5.1 IP). Left fielder Colin Curtis went 4-for-6 to lead the Sun Devil offense.

GAME 12

#1 Tulane 8, #11 SUN DEVILS 2

Feb. 18 at Turchin Stadium

	1	2	3	4	5	6	7	8	9		R	H	E
ASU	0	0	0	0	1	0	0	1	0	-	2	6	2
TUL	3	0	0	0	4	1	0	0	x	-	8	10	1

W: Boguevic (2-0); L: Urquidez (1-1); S: Mohl (1)

HR: Southard (2)

Time: 3:05 Attendance: 3,784 Record: 6-6

HIGHLIGHTS: The top-ranked Tulane Green Wave score three innings in the first inning and never looked back in a 8-2 victory over No. 11 Arizona State University Friday evening in non-conference action at Turchin Stadium. ASU starter Jason Urquidez took the loss giving up seven runs (six earned) and tied a career high with six walks in five innings. Despite striking out a season high seven batters, Urquidez fell to 1-1 on the year. Junior Kevin Dryanski allowed one run and struck out two over the final three innings. Colin Curtis led the Sun Devils at the plate going 2-for-3 for his team-leading seventh multi-hit game of the year.

GAME 13

#1 Tulane 7, #11 SUN DEVILS 2

Feb. 19 at Zephyr Field

	1	2	3	4	5	6	7	8	9		R	H	E
ASU	0	0	2	0	0	0	0	0	0	-	2	10	1
TUL	0	0	2	0	0	5	0	0	x	-	7	13	0

W: Owings (1-0); L: Averill (2-2); S: None

HR: None

Time: 2:41 Attendance: 7,435 Record: 6-7

HIGHLIGHTS: Tulane starting pitcher Micah Owings worked eight strong innings and helped his own cause at the plate with a two-run double to lift the No. 1 Green Wave to a series-clinching 7-2 victory over No. 11 Arizona State Saturday afternoon in front of 7,435 fans at Zephyr Field. Owings earned the win on the mound to improve to 1-0 on the season and finished 1-for-2 at the plate with two runs scored and two RBI. Junior Erik Averill was saddled with the loss for ASU giving up five runs in five innings. Senior catcher Tuffy Gosewisch led the ASU offense going 3-for-4 with two RBI to extend his career-high hitting streak to 11 games.

GAME 14

#1 Tulane 9, #11 SUN DEVILS 3

Feb. 20 at Turchin Stadium

	<u>1</u>	<u>2</u>	<u>3</u>	<u>4</u>	<u>5</u>	<u>6</u>	<u>7</u>	<u>8</u>	<u>9</u>		<u>R</u>	<u>H</u>	<u>E</u>
ASU	0	0	0	0	3	0	0	0	0	-	3	8	1
TUL	0	0	4	2	0	0	0	3	x	-	9	10	0

W: Crowel (2-0); L: Bresnehan (0-1); S: None

HR: Fox (1), Barket (1), Manzella (1)

Time: 2:45 Attendance: 3,085 Record: 6-8

HIGHLIGHTS: Tulane right fielder Matt Barket hit a grand slam home run to lead the top-ranked Green Wave to a 9-3 victory to clinch a non-conference series sweep over No. 11 Arizona State in front of 3,085 fans Sunday afternoon at Turchin Stadium. Jeff Larish led the Sun Devils going 2-for-4 with a pair of doubles. Rocky Laguna went 1-for-3 with a RBI double and freshman Willy Fox hit a two-run home run in his first career start

GAME 15

#7 Arizona 11, SUN DEVILS 5

Feb. 23 at Kindall Field at Sancet Stadium

	<u>1</u>	<u>2</u>	<u>3</u>	<u>4</u>	<u>5</u>	<u>6</u>	<u>7</u>	<u>8</u>	<u>9</u>		<u>R</u>	<u>H</u>	<u>E</u>
ASU	0	0	0	1	1	2	0	1	0	-	5	9	2
UA	3	2	0	2	1	0	0	3	x	-	11	17	0

W: Berger (2-0); L: Barnette (1-1); S: Melancon (1)

HR: Larish (2), Frey (1), Hundley (4), Boyer (1)

Time: 3:18 Attendance: 1,714 Record: 6-9

HIGHLIGHTS: Arizona State senior All-American Jeff Larish hit a pair of solo home runs, but it wasn't enough as the Sun Devils dropped their sixth straight game in a 11-5 non-conference loss to No. 7 Arizona Wednesday evening at Kindall Field at Sancet Park. Arizona scored nine of its 11 runs with two outs on the scoreboard. Larish went 2-for-3 and Joe Persichina (2-for-4) and Tuffy Gosewisch (2-for-4) each added multi-hit games. Junior Tony Barnette took the loss giving up six hits and five runs in 1.2 innings. Arizona center fielder Chris Frey went 3-for-5 with three runs and three RBI while falling a double short of hitting for the cycle.

GAME 16

SUN DEVILS 5, #8 Baylor 3

Feb. 25 at Packard Stadium

	1	2	3	4	5	6	7	8	9		R	H	E
BU	0	0	0	0	1	0	2	0	0	-	3	10	3
ASU	0	0	0	1	0	0	4	0	x	-	5	5	2

W: Urquidez (2-1); L: Taylor (2-1); S: None

HR: Buck (1)

Time: 2:43 Attendance: 2,627 Record: 7-9

HIGHLIGHTS: Arizona State junior right fielder Travis Buck connected on a game-winning grand slam home run in the bottom of the seventh inning to give the Sun Devils a 5-3 come-from-behind victory over No. 8 Baylor. The victory snapped a school-record-tying six-game losing streak. Jason Urquidez picked up the win with three dominating innings out of the bullpen. He improved to 2-1 on the season allowing only one hit and striking out four in his fifth career relief appearance. Sophomore starter Zechry Zimicola gave a quality start allowing three runs (two earned) and struck out a career-high six in six innings. Buck (2-for-4) and J.J. Sferri (2-for-3) accounted for four of ASU's five hits.

GAME 17

SUN DEVILS 12, #8 Baylor 4

Feb. 26 at Packard Stadium

	1	2	3	4	5	6	7	8	9		R	H	E
BU	0	0	0	1	2	0	1	0	0	-	4	8	2
ASU	2	0	1	2	3	0	1	3	x	-	12	16	1

W: Bordes (1-2); L: VanAllen (2-1); S: None

HR: Fox (2), Reynolds (3)

Time: 3:16 Attendance: 2,603 Record: 8-9

HIGHLIGHTS: Arizona State junior right fielder Travis Buck continued his hot hitting going 4-for-5 and freshman designated hitter Willy Fox went 2-for-4 with four RBI to lead the Sun Devils to a 12-4 victory over No. 8 Baylor. The Sun Devils recorded its best offensive performance of the season with 16 hits and 12 runs en route to securing the series victory over the nationally ranked Bears. Continuing a stretch of nine straight games against top 10 teams, ASU improved to 8-9 on the season and 3-7 against ranked opponents. Buck led five players with multi-hit games for the Sun Devils. Fox earned his second career start and responded hitting his second home run of the season. Colin Curtis also had a solid game going 3-for-3 with three RBI and two runs scored.

GAME 18

#8 Baylor 8, SUN DEVILS 7 (10 innings)

Feb. 27 at Packard Stadium

	<u>1</u>	<u>2</u>	<u>3</u>	<u>4</u>	<u>5</u>	<u>6</u>	<u>7</u>	<u>8</u>	<u>9</u>	<u>10</u>		<u>R</u>	<u>H</u>	<u>E</u>
BU	0	0	2	0	2	0	0	0	1	3	-	8	10	1
ASU	4	1	0	0	0	0	0	0	0	2	-	7	9	5

W: LaMotta (2-0); L: Urquidez (2-2); S: Woody (3)

HR: Fox (3), Reynolds (4)

Time: 3:39 Attendance: 2,799 Record: 8-10

HIGHLIGHTS: The No. 8 Baylor Bears capitalized on four Arizona State errors over the last three innings and held off a furious rally to salvage the final game of a three-game non-conference series with a 8-7 victory in 10 innings. Baylor took the lead with three unearned runs in the top of the 10th and held off a late ASU rally to avoid the series sweep.

GAME 19

SUN DEVILS 4, #4 North Carolina 3 (11)

Mar. 4 at Clark-LeClair Stadium

	<u>1</u>	<u>2</u>	<u>3</u>	<u>4</u>	<u>5</u>	<u>6</u>	<u>7</u>	<u>8</u>	<u>9</u>	<u>10</u>	<u>11</u>		<u>R</u>	<u>H</u>	<u>E</u>
UNC	0	0	0	0	0	3	0	0	0	0	0	-	3	3	3
ASU	0	1	0	0	0	0	2	0	0	0	1	-	4	8	1

W: Urquidez (3-2); L: Phillips (0-1); S: None

HR: Webb (2), Flack (2)

Time: 3:49 Attendance: 4,410 Record: 9-10

HIGHLIGHTS: Jason Urquidez struck out nine in 5.1 scoreless innings and sophomore left fielder Colin Curtis scored on a bases loaded wild pitch in the bottom of the 11th inning to lead the Sun Devils to a 4-3 victory over No. 4 North Carolina Friday evening at Clark-LeClair Stadium. Curtis reached base for the sixth time in the game on a fielding error by UNC shortstop Josh Horton with two outs in the 11th. Curtis stole second base and then senior first baseman Jeff Larish was intentionally walked and catcher Tuffy Gosewisch was hit by a pitch to load the bases. Curtis crossed the plate with the winning run on the wild pitch on reliever Bryan Phillips' first offering to pinch-hitter Rocky Laguna. Urquidez dominated out of the bullpen with a season-high nine strikeouts while not allowing a hit in 5.1 scoreless frames. Starter Zechry Zimicola was solid in his third start of the season, scattering three hits and three runs in 5.2 innings. He struck out five and walked four to remain 2-1 on the season. Travis Buck and J.J. Sferri were each 2-for-6 to lead the Sun Devil offense.

GAME 20

SUN DEVILS 10, East Carolina 3

Mar. 5 at Clark-LeClair Stadium

	<u>1</u>	<u>2</u>	<u>3</u>	<u>4</u>	<u>5</u>	<u>6</u>	<u>7</u>	<u>8</u>	<u>9</u>		<u>R</u>	<u>H</u>	<u>E</u>
ASU	5	0	2	3	0	0	0	0	0	-	10	5	1
ECU	1	0	0	0	0	0	2	0	0	-	3	7	2

W: Averill (3-2); L: Flye (3-1); S: None

HR: Larish (5), Gosewisch (2), Richardson (2)

Time: 3:04 Attendance: 5,023 Record: 10-10

HIGHLIGHTS: Arizona State senior catcher Tuffy Gosewisch went 2-for-4 with four RBI leading the Sun Devils to a 10-3 victory over East Carolina on a chilly Saturday evening during the second day of the Keith LeClair Classic at Clark LeClair Stadium. The Sun Devils scored five runs in the opening frame and added a two-run home run from Gosewisch in the third and a three-run home run from senior first baseman Jeff Larish in the fourth to account for all the scoring. Junior starting pitcher Erik Averill worked 6.1 strong innings giving up three runs (two earned) and six hits to improve to 3-2 on the season. He struck out three and walked a season-high four. Junior Tony Barnette closed out the victory with 2.2 scoreless frames.

GAME 21

SUN DEVILS 3, Ohio State 0

Mar. 6 at Clark-LeClair Stadium

	<u>1</u>	<u>2</u>	<u>3</u>	<u>4</u>	<u>5</u>	<u>6</u>	<u>7</u>	<u>8</u>	<u>9</u>		<u>R</u>	<u>H</u>	<u>E</u>
OSU	0	0	0	0	0	0	0	0	0	-	0	6	1
ASU	0	0	0	0	1	0	0	2	x	-	3	8	3

W: Bresnehan (1-1); L: DeLucia (0-1); S: Bordes (1)

HR: None

Time: 2:37 Attendance: 3,368 Record: 11-10

HIGHLIGHTS: Sophomore starting pitcher Pat Bresnehan and junior reliever Brett Bordes combined on a six-hit shutout in leading the Sun Devils to a 3-0 victory over Ohio State in the final day of the Keith LeClair Classic at Clark-LeClair Stadium. The Sun Devils extended their season high winning streak to three games to improve to 11-10 overall and have won five of their last six games. Bresnehan scattered five hits in six shutout innings to earn the victory and improve to 1-1 on the season. Bordes gave up one hit over the final three innings to seal the win and earn his first save of the year. ASU junior right fielder Travis Buck went 2-for-4 with a double and one RBI and freshman designated hitter Willy Fox went 1-for-4 with a two-run single.



Sun Devil Baseball 2005

Game-by-Game Capsules:

GAME 22

#5 LSU 6, SUN DEVILS 5

March 11 at Alex Box Stadium

	<u>1</u>	<u>2</u>	<u>3</u>	<u>4</u>	<u>5</u>	<u>6</u>	<u>7</u>	<u>8</u>	<u>9</u>		<u>R</u>	<u>H</u>	<u>E</u>
ASU	0	3	0	0	0	0	0	2	0	-	5	9	0
LSU	1	0	3	2	0	0	0	0	x	-	6	10	1

W: Mestepey (4-1); L: Zinicola (2-2); S: Dirks (1)

HR: Stewart (1)

Time: 2:40 Attendance: 7,298 Record: 11-11

HIGHLIGHTS: LSU senior starting pitcher Lane Mestepey scattered nine hits in eight solid innings and normal weekend starter Clay Dirks threw a scoreless ninth inning to lead the fifth-ranked Tigers to a 6-5 victory over Arizona State Friday night in front of 7,298 at Alex Box Stadium. ASU sophomore Zechry Zinicola was tagged for six runs and seven hits in three and one-third innings to record the loss. He battled control problems with three walks, two of which came around to score, and struck out one. The bullpen continued its recent dominance as Brett Bordes, Quentin Andes and Kevin Dryanski combined for 5.2 scoreless innings. Rocky Laguna led the Sun Devils at the plate going 2-for-4 with two RBI and shortstop Andrew Romine was 2-for-3.

GAME 23

SUN DEVILS 19, Western Illinois 1

March 12 at Alex Box Stadium

	<u>1</u>	<u>2</u>	<u>3</u>	<u>4</u>	<u>5</u>	<u>6</u>	<u>7</u>	<u>8</u>	<u>9</u>		<u>R</u>	<u>H</u>	<u>E</u>
WIU	0	0	0	0	1	0	0	0	0	-	1	8	5
ASU	1	4	0	4	2	4	3	1	x	-	19	23	1

W: Averill (4-2); L: Navin (0-2); S: Garrison (1)

HR: Larish 2 (7), Zinicola (1)

Time: 2:50 Attendance: 375 Record: 12-11

HIGHLIGHTS: Arizona State junior third baseman Travis Buck and freshman designated hitter Willy Fox each recorded four hits as the Sun Devils recorded season highs with 23 hits and 19 runs in a 19-1 victory over Western Illinois. Buck went 4-for-6 with four runs scored, two triples and four RBI to extend his season-high hitting streak to eight games. Fox recorded a career-high four hits by going 4-for-5 with two doubles and three runs scored. Senior first baseman Jeff Larish went 3-for-6 with a pair of home runs and five RBI. Seven Sun Devils in all recorded multi-hit games, including a 3-for-4 performance from leadoff hitter Rocky Laguna and the first two career hits from freshman reserve catcher Austin Stockfisch.

GAME 24

SUN DEVILS 30, Western Illinois 13

March 13 at Alex Box Stadium

	<u>1</u>	<u>2</u>	<u>3</u>	<u>4</u>	<u>5</u>	<u>6</u>	<u>7</u>	<u>8</u>	<u>9</u>		<u>R</u>	<u>H</u>	<u>E</u>
ASU	3	2	3	4	0	0	3	0	15	-	30	35	2
WIU	2	2	0	3	0	0	0	0	6	-	13	18	3

W: Satow (1-0); L: Kohorst (3-3); S: None

HR: Larish 2 (9), Gosewisch (3), Fox (4), Dhaenens (1)

Time: 3:44 Attendance: 175 Record: 13-11

HIGHLIGHTS: Led by six hits from junior Travis Buck and a pair of home runs from senior Jeff Larish, the Arizona State Sun Devils set a school record with 35 hits in a 30-13 victory over Western Illinois. In addition to setting the school record for hits in a game (35), the Sun Devils also set school records for total bases (57), most runs in an inning (15 in the 9th), hits in an inning (16 in the ninth) and tied for fourth in runs scored. Travis Buck went 6-for-8 with three RBI and senior Jeff Larish belted two home runs for the second consecutive game and went 4-for-6 while tying a school record with six runs scored. Rocky Laguna (3-for-4), Colin Curtis (2-for-8), Austin Stockfisch (2-for-2), Willy Fox (3-for-5, HR, 5 R, 3 RBI), Seth Dhaenens (3-for-5, 4 R, HR, 6 RBI) and Andrew Romine (5-for-5, 4 RBI) also contributed multi-hit performances in the record-breaking offensive contest. Fox also added his fourth home run of the season and went 3-for-3 with a double, single and home run in the 15-run ninth inning. Senior catcher Tuffy Gosewisch blasted his third of the year with a two-run shot to left field in the first inning and redshirt sophomore Seth Dhaenens hit his first career home run while going 3-for-5 with six RBI. Freshman left-hander Josh Satow earned the win in his collegiate debut allowing nine hits and nine runs (six earned) in 5.0 innings out of the bullpen. Junior starter Tony Barnette didn't last past the second inning giving up four runs on seven hits in just 1.2 innings.

GAME 25

#5 LSU 20, SUN DEVILS 3

March 13 at Alex Box Stadium

	<u>1</u>	<u>2</u>	<u>3</u>	<u>4</u>	<u>5</u>	<u>6</u>	<u>7</u>	<u>8</u>	<u>9</u>		<u>R</u>	<u>H</u>	<u>E</u>
ASU	2	0	0	0	0	1	0	0	0	-	3	6	3
LSU	4	0	0	12	1	2	0	1	x	-	20	20	1

W: Smith (4-1); L: Bresnahan (1-2); S: None

HR: Gosewisch (4), Gill (2), Patterson 2 (6), Harris, C. (3), Stavinoha (4), Liuzza (2)

Time: 2:54 Attendance: 7,422 Record: 13-12

HIGHLIGHTS: Led by a grand slam home run from third baseman Blake Gill, the fifth-ranked LSU Tigers hit four consecutive home runs as part of a 12-run fourth inning to overpower visiting Arizona State 20-3. Just a few hours after setting several offensive records in a 30-13 victory over Western Illinois, it was the Tigers that exploded for 20 hits, including six home runs and 11 extra base hits. The 12-run fourth inning marked the second most runs ASU has given up in an inning in school history. The 20 runs given up also rank tied for seventh in the record books. After recording a school-record 35 hits earlier in the afternoon, the Sun Devil bats fell silent with only six hits. Senior catcher Tuffy Gosewisch (Scottsdale, Ariz.) went 1-for-4 with two RBI and a solo home run.

GAME 26

SUN DEVILS 5, Oklahoma 4

March 18 at Packard Stadium

	<u>1</u>	<u>2</u>	<u>3</u>	<u>4</u>	<u>5</u>	<u>6</u>	<u>7</u>	<u>8</u>	<u>9</u>		<u>R</u>	<u>H</u>	<u>E</u>
OU	0	0	0	1	3	0	0	0	0	-	4	6	2
ASU	0	2	1	1	0	0	0	0	1	-	5	10	1

W: Urquidez (4-2); L: Brownell (0-1); S: None

HR: Larish (10)

Time: 3:17 Attendance: 3,516 Record: 14-12

HIGHLIGHTS: Jeff Larish hit a walk-off solo home run with one out in the bottom of the ninth inning to lift the Sun Devils to a 5-4 victory over the University of Oklahoma Friday night in front of 3,516 fans at Winkles Field at Packard Stadium. Larish finished 2-for-3 with two walks and hit his NCAA-leading 10th home run of the year to give the Sun Devils their eighth win in the last 11 games, improving to 14-12 overall. Jason Urquidez earned the win giving up two hits in 1.1 scoreless frames to improve to 4-2 on the season. Junior reliever Tony Barnett kept the Sun Devils in the game with four strikeouts in 2.2 scoreless frames. Larish notched his ninth multi-hit game of the year and was one of four Sun Devils to register a pair of hits in the victory. Junior pre-season All-American Travis Buck continued his hot hitting going 2-for-5 with an RBI and center fielder Colin Curtis and first baseman Joe Persichina each had two hits.

GAME 27

SUN DEVILS 5, Oklahoma 1

March 19 at Packard Stadium

	1	2	3	4	5	6	7	8	9		R	H	E
OU	1	0	0	0	0	0	0	0	0	-	1	5	2
ASU	0	3	1	0	0	0	1	0	x	-	5	6	2

W: Averill (5-2); L: Sandoval (1-1); S: None

HR: None

Time: 2:36 Attendance: 2,915 Record: 15-12

HIGHLIGHTS: Erik Averill allowed one unearned run in his third complete game of the year to lead the Sun Devils to a 5-1 victory over Oklahoma. Averill scattered five hits (all singles) and had only one ball reach the outfield in his third complete-game effort of the season. He improved to 5-2 on the season by striking out seven and walking two while allowing only an unearned run in the top of the first inning. The junior lefty lowered his season ERA to 2.75. The Sun Devils out-hit OU 6-5 with junior third baseman Travis Buck and sophomore center fielder Colin Curtis each recording two hits. Buck went 2-for-4 with a triple and has now recorded at least one hit in 11 of his last 12 games. The converted outfielder was also flawless in the field with seven assists. OU junior RHP P.J. Sandoval suffered the loss.

GAME 28

SUN DEVILS 6, Oklahoma 5

March 20 at Packard Stadium

	<u>1</u>	<u>2</u>	<u>3</u>	<u>4</u>	<u>5</u>	<u>6</u>	<u>7</u>	<u>8</u>	<u>9</u>		<u>R</u>	<u>H</u>	<u>E</u>
OU	0	2	0	1	0	0	0	2	0	-	5	9	4
ASU	1	0	0	1	1	0	3	0	x	-	6	9	0

W: Barnette (2-1); L: McCutchen (1-2); S: Urquidez (1)

HR: Gosewisch (5), Buck (2)

Time: 3:28 Attendance: 3,375 Record: 16-12

HIGHLIGHTS: A bases loaded, three-run double by senior second baseman Joey Hooft that was lost in the sun by Oklahoma center fielder Jeff Scuderi led the Arizona State Sun Devils to a series sweeping 6-5 victory over the Sooners Sunday afternoon in front of 3,375 at Winkles Field at Packard Stadium. With the game tied at 3-3 and the bases loaded with two outs, Hooft lofted the first offering from reliever Daniel McCutchen to center field for what looked to be the third out of the inning. But, Scuderi seemed to lose track of the ball and it dropped to allow three runs to score. Oklahoma climbed to within one run with a two-run pinch-hit double from Kevin Smith in the eighth and then put the tying run aboard in the ninth, but senior closer Jason Urquidez picked off Russell Raley at first base to end the game. Urquidez nailed down his first career save giving up two hits in two scoreless innings to make a winner of junior right-handed reliever Tony Barnette. Third baseman Travis Buck led the Sun Devils at the plate going 3-for-4 with a solo home run and three runs scored.

GAME 29

#21 USC 9, SUN DEVILS 8

March 24 at Dedeaux Field

	1	2	3	4	5	6	7	8	9		R	H	E
ASU	0	0	2	0	2	0	4	0	0	-	8	11	1
USC	0	0	1	1	4	3	0	0	x	-	9	10	0

W: Kennedy (3-1); L: Bordes (1-3); S: Koss (4)

HR: None

Time: 4:01 Attendance: 318 Record: 16-13

HIGHLIGHTS: Despite walking nine batters and hitting three more, the Arizona State Sun Devils still had a chance to win their Pac-10 opening game against No. 21 USC, but a late comeback wasn't enough in a 9-8 loss to the Trojans in a four-hour marathon Thursday night at Dedeaux Field. The Sun Devils scored four runs in the top of the seventh inning to pull to within one run, but USC closer Paul Koss shut the door on the victory with 2.2 scoreless innings to send the Trojans to their fifth straight victory. Travis Buck led the Sun Devils at the plate going 3-for-5 with two doubles and one RBI. Sophomore Colin Curtis and senior catcher Tuffy Gosewisch each added two hits as the Sun Devils out-hit the Trojans 11-10.

GAME 30

SUN DEVILS 17, #21 USC 1

March 25 at Dedeaux Field

	1	2	3	4	5	6	7	8	9		R	H	E
ASU	2	0	0	9	2	0	0	4	0	-	17	22	4
USC	0	0	1	0	0	0	0	0	0	-	1	4	3

W: Bresnahan (2-2); L: Bannister (4-2); S: None

HR: Curtis (1), Larish (11)

Time: 3:15 Attendance: 738 Record: 17-13

HIGHLIGHTS: Behind a complete game from sophomore starting pitcher Pat Bresnahan and a career-high five hits from senior catcher Tuffy Gosewisch, the Arizona State Sun Devils earned their first Pac-10 victory of the season with a 17-1 thumping of the No. 21 University of Southern California Trojans Friday night at Dedeaux Field. Leading 2-1, ASU broke the game open with a nine-run fourth frame by sending 14 batters to the plate. Sophomore second baseman Seth Dhaenens recorded two of the Devils' eight hits in the inning and sophomore Colin Curtis hit a two-run home run. Gosewisch also contributed a two-run triple down the right field line. The big inning gave Bresnahan a comfortable lead as he cruised to his first career victory as a starting pitcher. The sophomore right-hander struck out five and allowed only one unearned run and four hits (all singles). Gosewisch led six different Sun Devils who recorded multi-hit games by going 5-for-6 with four runs and four RBI. He fell just a home run short of hitting for the cycle with singles in the first, third and fifth innings, a two-run triple in the fourth and a two-run double in the eighth. Senior first baseman Jeff Larish went 2-for-7 with his Pac-10 leading two-run home run and Curtis went 3-for-6 with three RBI and hit his first homer of the season.



Sun Devil Baseball 2005

Game-by-Game Capsules:

GAME 31

SUN DEVILS 2, #21 USC 1

March 26 at Dedeaux Field

	1	2	3	4	5	6	7	8	9	10		R	H	E
ASU	0	0	0	1	0	0	0	0	0	1	-	2	5	0
USC	0	0	0	0	0	0	0	1	0	0	-	1	8	2

W: Bordes (2-3); L: Koss (2-1); S: Zinicola (2)

HR: Larish (12), Clement (5)

Time: 3:17 Attendance: 852 Record: 18-13

HIGHLIGHTS: Arizona State first baseman Jeff Larish hit his NCAA leading 12th home run of the season and knocked in the game-winning run on a sacrifice fly in the top of the 10th inning to lead the Sun Devils to a series clinching 2-1 victory over the No. 21 USC Trojans on Saturday afternoon at Dedeaux Field. ASU led 1-0 through seven innings on Larish's solo home run that led off the fourth inning. Senior starting pitcher Jason Urquidez held the Trojans scoreless until All-American catcher Jeff Clement drove a 3-2 fastball into the parking structure in right field to tie the game. Travis Buck led off the top of the 10th inning with a walk and moved to third base on a single by senior catcher Tuffy Gosewisch. Larish delivered the eventual game-winner lofting a 3-2 pitch from closer Paul Koss to right field to plate Buck with a sacrifice fly. After a double and a sac bunt moved the tying run to third base, sophomore Zachry Zinicola got Blake Sharpe to strike out and, after an intentional walk to Clement, got right fielder Cyle Hanker to bounce into a game-ending fielder's choice.

GAME 32

#24 SUN DEVILS 13, Wright State 1

April 1 at Packard Stadium

	1	2	3	4	5	6	7	8	9		R	H	E
WSU	0	0	0	0	0	1	0	0	0	-	1	11	1
ASU	0	4	0	6	0	0	1	2	x	-	13	16	2

W: Averill (6-2); L: Kearcher (2-1); S: None

HR: Dhaenens (2)

Time: 3:17 Attendance: 2,163 Record: 19-13

HIGHLIGHTS: Erik Averill tossed five scoreless innings to record his fourth straight decision and five players recorded multi-hit games to lead the No. 24 Sun Devils to a commanding 13-1 victory over Wright State University in non-conference action Friday night at Winkles Field at Packard Stadium. The Sun Devils out-hit the Raiders 16-11 with all 19 active position players seeing action in the contest. Redshirt freshman Rocky Laguna went 2-for-4 with three stolen bases and two RBI to lead the balanced offensive attack. Zachry Zinicola (2-for-2, 2 RBI), Colin Curtis (2-for-4, 2 R, 2 RBI), Joey Hooft (2-for-3, 3B, 2 RBI) and J.J. Sfera (2-for-2) also added multi-hit games. Sophomore second baseman Seth Dhaenens hit a two-run home run as part of the four-run second inning for his second homer of the season.

GAME 33

#24 SUN DEVILS 11, Wright State 3

April 2 at Packard Stadium

	1	2	3	4	5	6	7	8	9		R	H	E
WSU	0	0	0	0	0	1	0	0	0	-	1	11	1
ASU	0	4	0	6	0	0	1	2	x	-	13	16	2

W: Bresnehan (3-2); L: Snyder (1-4); S: None

HR: None

Time: 3:10 Attendance: 2,273 Record: 20-13

HIGHLIGHTS: Catcher Tuffy Gosewisch went 3-for-5 with four RBI to lead the No. 24 Sun Devils to a 11-3 series clinching victory over the Wright State Raiders on Saturday evening at Winkles Field at Packard Stadium. The Sun Devils won their fourth straight game and 14th out of the last 18 to improve to 20-13. Gosewisch led four players who tallied multi-hit games by recording his fifth game this season with three or more hits. Seth Dhaenens continued his hot hitting streak going 3-for-3 with one RBI and Rocky Laguna went 2-for-2 with three runs scored and reached base safely in each of his five plate appearances. Sophomore starting pitcher Pat Bresnehan tied his career high with seven strikeouts and limited the Raiders to five hits and two runs in five innings. The reigning Pac-10 Pitcher of the Week won his second straight start to improve to 3-2 on the season. Junior reliever Tony Barnett threw two scoreless frames and freshman right-hander Seth Garrison closed out the victory giving up one run and striking out three over the final two innings.

GAME 34

#24 SUN DEVILS 14, Wright State 1

April 3 at Packard Stadium

	<u>1</u>	<u>2</u>	<u>3</u>	<u>4</u>	<u>5</u>	<u>6</u>	<u>7</u>	<u>8</u>	<u>9</u>		<u>R</u>	<u>H</u>	<u>E</u>
WSU	0	0	0	1	0	0	0	0	0	-	1	5	3
ASU	1	6	3	0	0	2	2	0	x	-	14	15	0

W: Urquidez (5-2); L: Barrett (3-3); S: None

HR: Larish (13), Laguna (1), Persichina (1)

Time: 2:56 Attendance: 2,077 Record: 21-13

HIGHLIGHTS: Rocky Laguna went 3-for-4 with four RBI and hit his first career home run to lead the No. 24 Sun Devils to a 14-1 non-conference victory over Wright State on a sunny Sunday afternoon at Winkles Field at Packard Stadium. The Sun Devils swept the Raiders by a combined score of 38-5 to extend their season-high win streak to five games. Laguna had a pair of singles and a three-run home run to leads ASU's 15-hit attack. Seth Dhaenens continued his hot streak at the plate going 2-for-2 with two runs and a pair of walks. Senior first baseman Jeff Larish went 2-for-5 with three RBI, including a two-run double and his Pac-10 leading 13th home run of the season. Senior RHP Jason Urquidez earned the win in a predetermined four-inning start. Urquidez scattered three hits and struck out seven to improve to 5-2 on the season and 17-5 in his career.

GAME 35

#24 SUN DEVILS 11, California 7

April 9 at Evans Diamond (Game 1)

	<u>1</u>	<u>2</u>	<u>3</u>	<u>4</u>	<u>5</u>	<u>6</u>	<u>7</u>	<u>8</u>	<u>9</u>		<u>R</u>	<u>H</u>	<u>E</u>
ASU	0	4	0	0	3	2	2	0	0	-	11	13	0
CAL	0	2	2	0	0	0	0	2	1	-	7	12	2

W: Bordes (3-3); L: Dworkis (3-5); S: None

HR: Hooft (1), Satin (3), Bussiere (3)

Time: 3:34 Attendance: 472 Record: 22-13

HIGHLIGHTS: Travis Buck went 3-for-4 with two RBI and senior catcher Tuffy Gosewisch was 2-for-4 with three RBI to lead the No. 24 Sun Devils to a 11-7 victory over the California Golden Bears in the first game of a Pac-10 doubleheader Saturday afternoon at Evans Diamond. Buck raised his season batting average to a team-leading .361 with a pair of singles and his team-leading 14th double of the season. Gosewisch recorded his team-leading 13th multi-RBI game of the season, including a clutch two-out, two-run double in the top of the second inning. Leadoff hitter Rocky Laguna (2-for-6), second baseman Seth Dhaenens (2-for-3) and freshman center fielder J.J. Sfera (2-for-3) also notched multi-hit games as the Sun Devils out-hit Cal 13-12. Brett Bordes picked up the win out of the bullpen giving up three hits and two runs in 3.1 innings to improve to 3-3 on the season.

GAME 37

California 7, #24 SUN DEVILS 3

April 9 at Evans Diamond (Game 2)

	1	2	3	4	5	6	7	8	9		R	H	E
ASU	0	4	0	0	3	2	2	0	0	-	11	13	0
CAL	0	2	2	0	0	0	0	2	1	-	7	12	2

W: Gold (5-3); L: Bresnehan (3-3); S: None

HR: Errecart (6), Craig (4)

Time: 2:52 Attendance: 403 Record: 22-14

HIGHLIGHTS: California starting pitcher Adam Gold gave up three runs while working into the eighth inning to lead the Golden Bears to a 7-3 victory over No. 24 Arizona State to salvage the second game of a Pac-10 doubleheader Saturday afternoon at Evans Diamond. ASU starting pitcher Pat Bresnehan (Sherborn, Mass.) was saddled with the loss giving up six runs (five earned) in 5.2 innings to fall to 3-3 on the year. Colin Curtis led the Sun Devils at the plate going 3-for-4. Senior first baseman Jeff Larish hit a pair of doubles while going 2-for-3 with one run scored. Sophomore second baseman Seth Dhaenens continued his hot hitting by going 2-for-4 with one RBI to extend his hitting streak to five games. Leadoff hitter Rocky Laguna notched his sixth straight multi-hit game by going 2-for-5 to extend his hitting streak to eight games.

GAME 37

California 4, #24 SUN DEVILS 3

April 10 at Evans Diamond

	1	2	3	4	5	6	7	8	9		R	H	E
ASU	0	0	0	0	2	1	0	0	0	-	3	8	0
CAL	0	0	0	0	2	0	0	0	2	-	4	9	1

W: Talbott (3-1); L: Urquidez (5-3); S: None

HR: Bussiere (4)

Time: 2:58 Attendance: 513 Record: 22-15

HIGHLIGHTS: The California Golden Bears scored two runs in the bottom of the ninth inning off Arizona State closer Jason Urquidez to earn a 4-3 come-from-behind win and a crucial Pac-10 series victory over the No. 24 Sun Devils on a sunny Sunday afternoon at Evans Diamond. ASU carried a 3-2 lead into the bottom of the ninth inning, but a single and two walks off Urquidez loaded the bases. With one out, Cal leadoff hitter Mike Van Winden plated the game-tying run with a sharp single to left field. Third baseman Matt Einspahr followed with a line drive just over the glove shortstop Joe Persichina to drive home the game-winner. The ninth-inning rally spoiled another solid start from junior left-hander Erik Averill. Averill surrendered two runs and six hits in 5.2 innings while taking the no-decision. He struck out four and did not walk a batter.

GAME 38

SUN DEVILS 9, #14 Stanford 2

April 15 at Packard Stadium

	<u>1</u>	<u>2</u>	<u>3</u>	<u>4</u>	<u>5</u>	<u>6</u>	<u>7</u>	<u>8</u>	<u>9</u>		<u>R</u>	<u>H</u>	<u>E</u>
STAN	1	0	0	0	1	0	0	0	0	-	2	5	0
ASU	3	0	4	2	0	0	0	0	x	-	9	12	0

W: Averill (7-2); L: Romanczuk (5-4); S: None

HR: Larish (14), Rapoport (2)

Time: 2:38 Attendance: 2,842 Record: 23-15

HIGHLIGHTS: Erik Averill scattered five hits in eight strong innings to lead the Sun Devils to a commanding 9-2 victory over No. 14 Stanford Friday evening in Pac-10 action at Winkles Field at Packard Stadium. Averill won his fifth straight decision to improve to 7-2 on the season. The southpaw struck out five and walked one while improving to 19-8 in his career. Senior first baseman Jeff Larish went 2-for-3 with three RBI and hit his Pac-10 leading 14th home run of the year to lead the Sun Devils at the plate. ASU out-hit Stanford 12-5 and were led by five players with multi-hit games. Right fielder Travis Buck (2-for-3, 2 R), catcher Tuffy Gosewisch (2-for-4, 2 RB), third baseman Joey Hooft (2-for-4) and second baseman Seth Dhaenens (2-for-4) all recorded two hits in the ASU victory.

GAME 39

SUN DEVILS 6, #14 Stanford 5

April 16 at Packard Stadium

	<u>1</u>	<u>2</u>	<u>3</u>	<u>4</u>	<u>5</u>	<u>6</u>	<u>7</u>	<u>8</u>	<u>9</u>		<u>R</u>	<u>H</u>	<u>E</u>
STAN	0	0	1	0	0	1	2	1	0	-	5	9	0
ASU	0	2	0	0	0	0	1	0	3	-	6	9	2

W: Marotz (1-1); L: Holler (6-2); S: None

HR: Buck (3)

Time: 3:44 Attendance: 3,337 Record: 24-15

HIGHLIGHTS: Shortstop Joe Persichina drew a bases loaded walk with two outs in the bottom of the ninth inning to cap a three-run ninth inning to lead the Sun Devils to a dramatic 6-5 come-from-behind victory over the No. 14 Stanford Cardinal on Saturday night at Winkles Field at Packard Stadium. Junior pre-season All-American Travis Buck hit a game-tying two-run home run earlier in the ninth inning to set up the game-winning rally. Trailing 5-3 heading into their last at-bat, the Devils mounted a rally that ended in the third walk-off win of the season. After designated hitter Rocky Laguna led off the ninth with a single to center field, Buck drove a 2-2 pitch from Stanford ace reliever Blake Holler onto Rural Road over the right field fence to tie the game. Holler got two quick outs, but then walked left fielder Colin Curtis and was removed from the game after surrendering an infield single to second baseman Seth Dhaenens (Chandler, Ariz.). Freshman Nolan Gallagher came out of the bullpen and walked Joey Hooft to load the bases and then forced home the game-winner by missing on four out of five pitches to Persichina. Senior right-handed pitcher Ty Marotz benefited from the ninth-inning rally to pick up his first career win. Marotz gave up one hit and struck out two in a scoreless inning of work. Senior right-hander Jason Urquidez had his third straight solid start by allowing eight hits and four runs in six innings. He struck out eight and did not walk a batter to remain 5-3 on the season.



Sun Devil Baseball 2005

Game-by-Game Capsules:

GAME 40

SUN DEVILS 10, #14 Stanford 9

April 17 at Packard Stadium

	1	2	3	4	5	6	7	8	9	R	H	E
STAN	1	0	1	0	1	2	0	3	0	-	9	17 1
ASU	0	0	3	0	0	7	0	0	x	-	10	11 0

W: Barnette (3-1); L: Reynolds (0-2); S: Urquidez (2)
HR: Rapoport (3)

Time: 3:35 Attendance: 3,004 Record: 25-15

HIGHLIGHTS: Fueled by a three-run double off the bat of junior right fielder Travis Buck, Arizona State scored seven runs in the sixth inning and then held on for a series-sweeping 10-9 victory over No. 14 Stanford on a sunny Sunday afternoon in front of 3,004 fans at Winkles Field at Packard Stadium. The series sweep improved the Sun Devils to 25-15 overall and moved them into a tie for second in the Pac-10 at 6-3 with Oregon State and USC. After starting the season 6-9, ASU has won 19 of its last 25 games and are 9-11 against ranked opponents. Buck finished a solid weekend at the plate going 2-for-5 with three RBI and one run scored. Dhaenens extended his career-high hitting streak to nine games with his eighth multi-hit game of the year, going 2-for-4 with two RBI. Junior reliever Tony Barnette earned the win giving up three hits and two runs in an inning of work and Urquidez notched his second save of the year with 1.1 scoreless frames.

GAME 41

#20 SUN DEVILS 12, UCLA 5

April 22 at Packard Stadium

	1	2	3	4	5	6	7	8	9	R	H	E
UCLA	0	0	0	5	0	0	0	0	0	-	5	7 2
ASU	0	0	2	0	0	6	1	3	x	-	12	17 2

W: Marotz (2-1); L: Schroeder (1-4); S: Barnette (1)

HR: Gosewisch (6), Jensen (2)

Time: 3:29 Attendance: 2,543 Record: 26-15

HIGHLIGHTS: Arizona State junior right fielder Travis Buck and freshman center fielder J.J. Sferra each had three hits as the No. 20 Sun Devils earned a come-from-behind 12-5 victory over UCLA Friday evening in Pac-10 play at Winkles Field at Packard Stadium. With its 10th straight victory at Packard Stadium and 20th in the last 26 games, ASU improved to 26-15 overall and remain in a tie for second play with a 7-3 mark in league play. The victory also gave head coach Pat Murphy his 800th career victory. Senior right-hander Ty Marotz earned his second win in as many weekends with a perfect inning of work out of the bullpen. Junior right-hander Tony Barnette allowed just one hit in three scoreless innings to earn his first career save. All but one starting position player recorded a hit as the Sun Devils out-hit the Bruins 17-7. Buck continued his hot hitting by going 3-for-5 with a double and one RBI. Seth Dhaenens went 2-for-4 with two RBI to extend his hitting streak to 10 games. The bottom four hitters in the lineup (Dhaenens, Joey Hooft, Sferra, Romine) combined to go 9-for-17 with five RBI. Senior catcher Tuffy Gosewisch also belted his sixth home run of the year.

GAME 42

#20 SUN DEVILS 16, UCLA 2

April 23 at Packard Stadium

	1	2	3	4	5	6	7	8	9	R	H	E
UCLA	1	0	1	0	0	0	0	0	0	-	2	7 7
ASU	4	0	0	0	2	1	2	7	x	-	16	18 0

W: Urquidez (6-3); L: Beck (0-7); S: Bordes (2)

HR: Jensen (3)

Time: 3:45 Attendance: 2,687 Record: 27-15

HIGHLIGHTS: J.J. Sferra and junior right fielder Travis Buck each recorded four hits to lead the No. 20 Sun Devils to a commanding 16-2 victory over UCLA Saturday evening at Winkles Field at Packard Stadium. Buck went 4-for-5 with two runs scored and has now recorded six straight games with two or more hits. Sferra continued his torrid streak at the plate, notching a career-high four hits (4-for-5) and also added two RBI. Sferra is batting .438 (14-for-32) in nine Pac-10 games. Senior right-hander Jason Urquidez scattered six hits and two runs in six innings to earn the win. He struck out five and walked three to improve to 6-3 this season and 18-6 in his career. Junior lefty Brett Bordes tossed three innings of near-perfect relief, giving up one hit and striking out four to earn his second save of the year.

GAME 43

#20 SUN DEVILS 10, UCLA 8

April 24 at Packard Stadium

	1	2	3	4	5	6	7	8	9	R	H	E
UCLA	0	0	0	1	0	5	0	0	2	-	8	11 3
ASU	3	1	0	0	1	2	3	0	x	-	10	16 1

W: Zinicola (3-2); L: Schroeder (1-5); S: Barnette (2)

HR: Larish (15)

Time: 3:53 Attendance: 2,259 Record: 28-15

HIGHLIGHTS: Jeff Larish hit a go-ahead two-run home run in the bottom of the sixth inning and the No. 21 Sun Devils held off a late UCLA rally in a 10-8 series-sweeping victory over the Bruins Sunday afternoon at Packard Stadium. Extending their winning streak to a season-high tying six games, the Sun Devils improved to 28-15 overall and remain in second place with a 9-3 record in Pac-10 play. The Sun Devils led early 5-1, but UCLA rallied for five runs in the top of the sixth inning to take a 6-5 lead. After a walk to Travis Buck to lead off the bottom of the sixth inning, Larish hit his Pac-10 leading 15th home run of the season to give ASU the lead for good. The Devils added three more runs in the bottom of the seventh and then held off a late rally that saw the Bruins score a pair of runs on bases loaded walks from Zechry Zinicola. Inheriting a bases loaded jam, Tony Barnette needed only three pitches to strike out Tommy Lansdon to end the game and earn his second save of the weekend. ASU also stole a season high eight bases, ranking tied for fourth in the single-game record books. ASU out-hit the Bruins 16-11 and were led by multi-hit games from Buck (3-for-4), Colin Curtis (2-for-5, R, RBI), Larish (2-for-4, 2 R, 2 RBI), Seth Dhaenens (2-for-4, R, 2 SB) and J.J. Sferra (2-for-5, R, 2 RBI, SB).

GAME 44

#6 Oregon State 6, #17 SUN DEVILS 5

April 29 at Goss Stadium at Coleman Field

	1	2	3	4	5	6	7	8	9	R	H	E
ASU	1	0	0	1	0	0	3	0	0	-	5	9 0
OSU	0	0	0	3	3	0	0	0	x	-	6	12 2

W: Buck (8-1); L: Averill (7-3); S: Gunderson (8)

HR: Larish (16), Lissman (1)

Time: 3:03 Attendance: 1,791 Record: 28-16

HIGHLIGHTS: Jeff Larish hit a two-run home run in the top of the seventh inning to pull Arizona State to within one run at 6-5, but the No. 6 Oregon State Beavers held on for the victory over the No. 17 Sun Devils Friday night in the opener of a three-game Pac-10 series at Goss Stadium at Coleman Field. OSU right fielder Mike Lissman hit a go-ahead three-run home run in the bottom of the fourth inning to erase a 2-0 ASU lead and the Beavers added three more runs in the fifth to account for all of OSU's scoring in the game. Junior LHP Erik Averill took the loss giving up seven hits and five runs in four innings to fall to 7-3 on the season. Larish finished 3-for-4 with his Pac-10 leading 16th home run.

GAME 45

#17 SUN DEVILS 3, #6 Oregon State 1

April 30 at Goss Stadium at Coleman Field

	1	2	3	4	5	6	7	8	9	R	H	E
ASU	1	0	0	0	1	1	0	0	0	-	3	11 0
OSU	0	0	0	0	0	0	1	0	0	-	1	5 1

W: Urquidez (7-3); L: Maxwell (7-1); S: Zinicola (3)

HR: None

Time: 3:27 Attendance: 2,012 Record: 29-16

HIGHLIGHTS: Jason Urquidez and Zechry Zinicola combined on a five-hitter to lead the No. 17 Arizona State Sun Devils to a 3-1 victory over No. 6 Oregon State Saturday afternoon in front of a record crowd of 2,012 at Goss Stadium at Coleman Field. Urquidez scattered five hits and struck out three in 6.1 innings to improve to 7-3 on the season. The senior right-hander had his no-hit bid snapped with a two-out single in the fourth inning and allowed only one hit through the first six innings. Zinicola got out of a bases loaded jam in the seventh inning and finished the game not allowing a hit in 2.2 scoreless innings to record his third save of the year. The Sun Devils doubled up the Beavers in the hits column, 11-5, and had five players record multi-hit games. Lead-off hitter Colin Curtis started despite a mild wrist sprain and responded by going 2-for-5 with a RBI double. Junior right fielder Travis Buck extended his hitting streak to nine games going 2-for-4 with his team-leading 18th double of the year.

GAME 46

#6 Oregon State 5, #17 SUN DEVILS 1

May 1 at Goss Stadium at Coleman Field

	1	2	3	4	5	6	7	8	9	R	H	E
ASU	0	0	1	0	0	0	0	0	0	-	1	8 1
OSU	0	0	3	2	0	0	0	0	x	-	5	9 0

W: Nickerson (7-0); L: Bresnehan (3-4); S: Gunderson (9)

HR: None

Time: 2:51 Attendance: 2,120 Record: 29-17

HIGHLIGHTS: Oregon State's Jonah Nickerson and Kevin Gunderson held the Arizona State Sun Devils to only one run while leading the No. 6 Beavers to a series-clinching 5-1 victory over the No. 17 Sun Devils Sunday afternoon in front of a record crowd of 2,120 at Goss Stadium at Coleman Field. The Sun Devils were out-hit 9-8 in the game, but did not record an extra base hit and for the second straight day left nine runners on base. Senior first baseman Jeff Larish went 2-for-3 with ASU's lone RBI in the game and finished the series 5-for-11 (.455). Junior right fielder Travis Buck extended his hitting streak to 10 games going 2-for-4 with a run scored while notching his team-leading 26th multi-hit game of the year. Freshman shortstop Andre Romine also went 2-for-4 and Austin Stockfisch went 1-for-2 with a walk and recorded a hit in his eighth consecutive at-bat in the first inning. Sophomore RHP Pat Bresnehan took the loss to fall to 3-4 after giving up four hits and three runs in 2.1 innings. Junior LHP Brett Bordes allowed only one hit over the final 3.1 innings.

GAME 47

Utah Valley State 9, #17 SUN DEVILS 6

May 4 at Packard Stadium

	1	2	3	4	5	6	7	8	9	R	H	E
UVSC	0	0	0	0	4	1	0	4	0	-	9	12 2
ASU	0	0	0	1	0	1	2	2	0	-	6	12 2

W: Jensen (6-9); L: Bordes (3-4); S: Bateman (1)

HR: None

Time: 3:27 Attendance: 2,081 Record: 29-18

HIGHLIGHTS: Utah Valley State College starting pitcher Jed Jensen struck out nine in seven solid innings and the Wolverines used a pair of four-run innings to upset the No. 17 Arizona State Sun Devils 9-6 Wednesday evening in a non-conference game at Winkles Field at Packard Stadium. ASU starting pitcher Brett Bordes suffered the tough-luck loss giving up four runs on five hits in 4.2 innings. The Wolverines and Sun Devils tied in the hits column at 12 apiece, but UVSC used six doubles to spark each of their four-run rallies. Junior right fielder Travis Buck went 2-for-4 with a home runs and two runs scored to lead ASU at the plate. Buck notched his team-leading 27th multi-hit game of the year to extend his hitting streak to 11 games. Left fielder Colin Curtis (2-for-5), shortstop Andrew Romine (2-for-3) and designated hitter Willy Fox (2-for-4) also added multi-hit games in the loss.

GAME 48

#17 SUN DEVILS 6, #7 Arizona 2

May 14 at Packard Stadium

	1	2	3	4	5	6	7	8	9	R	H	E
ARIZ	1	0	0	0	0	1	0	0	0	-	2	6 2
ASU	0	0	1	1	1	0	3	0	x	-	6	8 0

W: Averill (8-3); L: Meloan (8-2); S: Zinicola (4)

HR: None

Time: 3:14 Attendance: 3,374 Record: 30-18

HIGHLIGHTS: Arizona State pitchers Erik Averill, Pat Bresnehan and Zechry Zinicola combined for a six-hitter as the No. 17 Sun Devils earned a series-opening victory over No. 7 Arizona 6-2 Saturday night in front of 3,374 fans at Winkles Field at Packard Stadium. The Sun Devils out-hit the Wildcats 8-6 and were led by junior preseason All-American right fielder Travis Buck. Buck extended his hitting streak to a season-high 12 games by going 2-for-4 and scored a run. He notched his team-leading 28th multi-hit game of the year and now has two or more hits in 11 of his last 12 games. Sophomore second baseman Seth Dhaenens added two hits for his 12th multi-hit game of the year. Averill gutted out five strong innings by allowing only four hits and two runs to improve to 8-3 on the year and picked up his 20th career victory. Bresnehan inherited a bases loaded jam and by allowing only one run to score on a sacrifice fly. Zinicola notched his team-leading fourth save of the year with three scoreless frames to seal the win.



Sun Devil Baseball 2005

Game-by-Game Capsules:

GAME 49

#17 Arizona 16, #17 SUN DEVILS 7

May 15 at Packard Stadium

	<u>1</u>	<u>2</u>	<u>3</u>	<u>4</u>	<u>5</u>	<u>6</u>	<u>7</u>	<u>8</u>	<u>9</u>		<u>R</u>	<u>H</u>	<u>E</u>
ARIZ	0	1	2	6	1	2	0	1	3	-	16	18	2
ASU	0	0	1	4	0	0	0	0	2	-	7	9	6

W: Guyette (9-4); L: Urquidez (7-4); S: Berger (1)

HR: Van Houten 2 (7), Hundley (13)

Time: 3:57 Attendance: 3,521 Record: 30-19

HIGHLIGHTS: The No. 7 Arizona Wildcats scored in all but two innings and benefited from a season-high six Arizona State errors to defeat the No. 17 Sun Devils 16-7 Sunday afternoon in front of 3,521 fans at Winkles Field at Packard Stadium. The win snapped a seven-game losing streak for the Wildcats in Tempe and lifted Arizona to its first season series win over ASU since 1992. ASU senior starting pitcher Jason Urquidez (7-4) was the victim of four early errors and couldn't get on track by giving up seven runs (five earned) in 3.2 innings of work. The Sun Devils were out-hit 18-9 and for the second straight game did not record an extra base hit. Nine different players recorded a hit, with junior right fielder Travis Buck (1-for-4) extending his hitting streak to 13 games. Freshman reserve catcher Austin Stockfisch went 1-for-2 with a pinch-hit two-run single in the bottom of the fourth.

GAME 50

#8 Arizona 18, #17 SUN DEVILS 1

May 16 at Packard Stadium

	1	2	3	4	5	6	7	8	9		R	H	E
ARIZ	0	3	0	6	0	4	5	0	0	-	18	17	2
ASU	0	0	0	1	0	0	0	0	0	-	1	10	1

W: Riersen (3-2); L: Bordes (3-5); S: Melancon (8)

HR: None

Time: 3:28 Attendance: 3,312 Record: 30-20

HIGHLIGHTS: The No. 8 University of Arizona Wildcats connected on five doubles in a six-run fourth inning en route to a series-clinching 18-1 victory over No. 17 Arizona State Monday night in Pac-10 Baseball action at Winkles Field at Packard Stadium. Arizona also scored three in the second, four in the sixth and five in the seventh off six different ASU pitchers. Freshman shortstop Andrew Romine led the Sun Devils at the plate going 3-for-4 the lone RBI. Romine extended his hitting streak to a career-high six games, going 11-for-22 (.500) over that stretch to raise his season average to .304. Junior right fielder Travis Buck (Richland, Wash.) recorded his team-leading 19th double of the year in the ninth inning to extend his hitting streak to 14 games. Brett Bordes took the loss to fall to 3-5.

GAME 51

Washington 6, #17 SUN DEVILS 4

May 20 at Husky Ballpark

	1	2	3	4	5	6	7	8	9		R	H	E
ASU	0	2	0	0	1	0	1	0	0	-	4	7	1
WASH	0	0	4	2	0	0	0	0	0	-	6	13	0

W: Lincecum (7-6); L: Averill (8-4); S: None

HR: Zinicola (2)

Time: 3:12 Attendance: 619 Record: 30-21

HIGHLIGHTS: University of Washington sophomore right-handed pitcher Tim Lincecum struck out 13 in a complete-game effort to lead the Huskies to a 6-4 victory over No. 17 Arizona State Friday night in Pac-10 baseball action at Husky Ballpark. ASU junior lefty Erik Averill took the loss giving up five hits and four runs in two-plus innings of work to fall to 8-4. Senior Jeff Larish went 2-for-3 with a RBI and a walk at the plate. Seattle-area native Colin Curtis went 2-for-4 and scored a run. Sophomore first baseman Zechry Zinicola went 1-for-4 with a two-run home run, but struck out in his final three at-bats.

GAME 52

Washington 5, #17 SUN DEVILS 3

May 21 at Husky Ballpark

	<u>1</u>	<u>2</u>	<u>3</u>	<u>4</u>	<u>5</u>	<u>6</u>	<u>7</u>	<u>8</u>	<u>9</u>		<u>R</u>	<u>H</u>	<u>E</u>
ASU	0	0	1	0	0	0	2	0	0	-	3	7	1
WASH	0	0	0	0	0	0	0	0	5	-	5	7	0

W: McKerney (4-0); L: Zinicola (3-3); S: None

HR: Lillibridge, B. (8), Batkoski (5)

Time: 3:01 Attendance: 671 Record: 30-22

HIGHLIGHTS: Washington's Nick Batkoski hit a game-tying three-run home run and Brent Lillibridge followed with a walk-off two-run home run to lead the Huskies to a dramatic 5-3 victory over No. 17 Arizona State Saturday afternoon in Pac-10 baseball action at Husky Ballpark.

GAME 53

#17 SUN DEVILS 2, Washington 1

May 22 at Husky Ballpark

	<u>1</u>	<u>2</u>	<u>3</u>	<u>4</u>	<u>5</u>	<u>6</u>	<u>7</u>	<u>8</u>	<u>9</u>		<u>R</u>	<u>H</u>	<u>E</u>
ASU	0	0	0	2	0	0	0	0	0	-	2	4	0
WASH	0	0	1	0	0	0	0	0	0	-	1	4	2

W: Bordes (4-5); L: Parker (7-7); S: Bresnehan (1)

HR: None

Time: 3:01 Attendance: 642 Record: 31-22

HIGHLIGHTS: Arizona State sophomore reliever Pat Bresnehan threw five scoreless innings and sophomore second baseman Seth Dhaenens had a two-run single to lead the No. 17 Sun Devils to a 2-1 victory over the University of Washington Sunday afternoon at Husky Ballpark. UW won the series 2-1 after taking the first two games of the series by a combined four runs, but the Sun Devils avoided their first Pac-10 sweep since 1999 with a gutsy pitching performance from freshman Seth Garrison, junior lefty Brett Bordes and Bresnehan. Bordes got the win to improve to 4-5 on the season and Bresnehan picked up his first save of the year. Colin Curtis (7 games) and Zechry Zinicola (4 games) extended their hitting streaks with infield singles.

GAME 54

#22 SUN DEVILS 8, Washington State 2

May 27 at Packard Stadium

	<u>1</u>	<u>2</u>	<u>3</u>	<u>4</u>	<u>5</u>	<u>6</u>	<u>7</u>	<u>8</u>	<u>9</u>		<u>R</u>	<u>H</u>	<u>E</u>
WSU	0	0	2	0	0	0	0	0	0	-	2	9	0
ASU	0	0	2	1	0	0	4	1	x	-	8	11	0

W: Urquidez (8-4); L: Miller (2-6); S: None

HR: None

Time: 2:55 Attendance: 2,043 Record: 32-22

HIGHLIGHTS: Senior starting pitcher Jason Urquidez worked seven strong innings to record his 20th career victory and junior third baseman Travis Buck went 3-for-4 with two doubles, two stolen bases and three runs scored to lead the No. 22 Sun Devils to a 8-2 victory over Washington State Friday night at Winkles Field at Packard Stadium. The Cougars held tough against ASU trailing only 3-2 after six innings, but the Sun Devils erupted for four runs in the seventh and one more in the eighth to bring the game to the final score of 8-2. Urquidez gave up seven hits and two runs in seven innings to improve to 8-4. Junior LHP Brett Bordes closed out the win with two scoreless innings. In addition to Buck's big game, sophomore Colin Curtis went 2-for-4 with a double and senior catcher Tuffy Gosewisch went 2-for-4 with two RBIs.

GAME 55

#22 SUN DEVILS 16, Washington State 6

May 28 at Packard Stadium

	1	2	3	4	5	6	7	8	9		R	H	E
WSU	0	0	1	0	3	2	0	0	0	-	6	13	1
ASU	0	0	0	3	0	10	3	0	x	-	16	14	1

W: Bordes (5-5); L: Daman (7-6); S: None

HR: Larish (17)

Time: 3:58 Attendance: 2,000 Record: 33-22

HIGHLIGHTS: Arizona State senior left fielder Jeff Larish hit a three-run, wind-aided double that broke open a 10-run sixth inning and also added a towering three-run home run in the seventh to send the No. 22 Sun Devils to a commanding 16-6 victory over Washington State Saturday evening at Winkles Field at Packard Stadium. Larish finished 2-for-6 with a season-high six RBIs. He belted his Pac-10 leading 17th home run of the season and with the 45th of his career moved into a tie for third place with Barry Bonds (1983-85) in the ASU career record books. Junior left-hander Brett Bordes picked up his fifth win of the year while pitching in his sixth straight game. ASU out-hit the Cougars 14-12 and had four players record multi-hit performances. Junior third baseman Travis Buck went 2-for-3 with two walks and two runs scored. Sophomore right fielder Colin Curtis (2-for-3, 3 R, RBI) and sophomore second baseman Seth Dhaenens (2-for-3, R, 2B, 4 RBI) also added two hits in the win. WSU led 6-3 after their half of the sixth inning before the Sun Devils erupted for the 10-run inning by sending 15 batters to the plate and collecting eight hits. ASU's third straight victory also moved the Sun Devils into a tie for third place in the conference with USC.

GAME 56

#22 SUN DEVILS 7, Washington State 2

May 29 at Packard Stadium

	<u>1</u>	<u>2</u>	<u>3</u>	<u>4</u>	<u>5</u>	<u>6</u>	<u>7</u>	<u>8</u>	<u>9</u>		<u>R</u>	<u>H</u>	<u>E</u>
WSU	0	0	0	0	2	0	0	0	0	-	2	7	1
ASU	2	3	0	1	0	1	0	0	x	-	7	11	2

W: Barnette (4-1); L: Freeman (7-8); S: None

HR: None

Time: 2:47 Attendance: 2,024 Record: 34-22

HIGHLIGHTS: The No. 22 Arizona State Sun Devils closed out the regular season with a 7-2 victory over Washington State to secure a series sweep on a sunny Sunday afternoon at Packard Stadium. ASU won its fourth straight to improve to 34-22 overall and finished the regular season with a 22-7 record at Packard Stadium. Starting pitcher Tony Barnette earned the win giving up three hits in three scoreless innings to improve to 4-1 on the season. He struck out four and walked two in his fourth start of the season. Senior relief pitcher Ty Marotz also had a stellar outing, striking out three in 3.1 innings of two-hit ball. ASU out-hit the Cougars 11-7 and had three players record multi-hit games. Freshman designated hitter Willy Fox went 3-for-4 with two RBIs and freshman shortstop Andrew Romine was 3-for-3 with three stolen bases and three runs scored. Senior third baseman Joey Hoof added two hits and also scored a run.

GAME 57

#20 SUN DEVILS 9, East Carolina 6

June 3 at Packard Stadium

	<u>1</u>	<u>2</u>	<u>3</u>	<u>4</u>	<u>5</u>	<u>6</u>	<u>7</u>	<u>8</u>	<u>9</u>		<u>R</u>	<u>H</u>	<u>E</u>
ECU	2	0	0	0	0	0	2	0	2	-	6	12	1
ASU	2	4	0	1	0	2	0	0	x	-	9	10	2

W: Urquidez (9-4); L: Hose (7-4); S: None

HR: Larish 2 (19), Mollenhauer (4), Witter (7)

Time: 2:58 Attendance: 2,280 Record: 35-22

HIGHLIGHTS: Arizona State senior first baseman Jeff Larish went 2-for-3 with a pair of home runs to lead the Sun Devils to a 9-6 victory over East Carolina Friday night in the second game of the NCAA Tempe Regional at Winkles Field at Packard Stadium. With his fourth multi-home run game of the season and sixth of his career, Larish now has 19 home runs on the season and moved into second place in the ASU record books with his 47th career home run. He also scored four runs and had three RBIs. ASU senior starting pitcher Jason Urquidez overcame a shaky first inning and gutted out six solid innings to pick up the win. The right-hander struck out eight and allowed only two runs (one earned) to improve to 9-4 on the season. Travis Buck also had two hits and scored a pair of runs and J.J. Sferra was 2-for-4.

GAME 58

#20 SUN DEVILS 11, #24 Coastal Carolina 3

June 4 at Packard Stadium

	1	2	3	4	5	6	7	8	9		R	H	E
ASU	1	1	2	0	1	4	0	1	1	-	11	15	2
CCU	2	0	0	0	1	0	0	0	0	-	3	8	6

W: Averill (9-4); L: DeLaGarza (5-4); S: None

HR: None

Time: 3:29 Attendance: 2,353 Record: 36-22

HIGHLIGHTS: Arizona State senior catcher Tuffy Gosewisch went 3-for-5 with a career-high seven RBIs and junior starting pitcher Erik Averill struck out eight in his fourth complete game of the year to lead the Sun Devils to a commanding 11-3 victory over No. 1 seed Coastal Carolina during the second day of the NCAA Baseball Tempe Regional at Packard Stadium. Averill scattered eight hits and allowed three runs to earn his ninth win of the season. After giving up two runs on three hits in the opening frame, the junior southpaw settled down to allow only one run and five hits over the final eight innings. Gosewisch had a run-scoring single in the first, a two-run double in the third, a run-scoring groundout in the fifth and then provided the big blow with a three-run double in the sixth. His seven RBIs are tied for 11th most in ASU single-game history. Freshman center fielder J.J. Sferra and sophomore left fielder Colin Curtis also added three hits apiece as ASU out-hit CCU 15-8.



Sun Devil Baseball 2005

Game-by-Game Capsules:

GAME 59

#20 SUN DEVILS 9, #24 Coastal Carolina 5

June 5 at Packard Stadium

	1	2	3	4	5	6	7	8	9	R	H	E
CCU	1	0	1	2	0	0	0	1	-	5	7	2
ASU	2	0	0	0	3	1	1	2	x	-	9	16

W: Bresnehan (4-4); L: Marrie (3-2); S: Bordes (3)

HR: Curtis (2), DeJesus (9), Baldrige (2)

Time: 3:11 Attendance: 1,511 Record: 37-22

HIGHLIGHTS: Arizona State left fielder Colin Curtis hit a go-ahead three-run home run in the bottom of the fifth inning and relievers Pat Bresnehan and Brett Bordes allowed just one unearned run over the final six innings to lead the Sun Devils to a 9-5 victory over No. 1 seed Coastal Carolina to win the Tempe Regional Sunday afternoon at Packard Stadium. With their season-high seventh straight victory, ASU improves to 37-22 overall and advances to the Super Regionals next weekend against either Arizona or Cal State Fullerton. Tied 2-2 after three innings, CCU's Michael DeJesus and Tommy Baldrige hit back-to-back home runs to stake the Chanticleers to a 4-2 lead. After consecutive singles by Jeff Larish and Travis Buck, Curtis drilled 1-0 changeup off the foul pole in right field to give ASU the lead for good at 5-4. ASU scored in its last four at-bats, including a single tally in each the sixth and seventh innings and two insurance runs in the eighth. Bresnehan earned the win with 2.2 scoreless innings and Bordes nailed down his third save giving up one run in 3.1 IP.

GAME 60

#3 CS Fullerton 3, #17 SUN DEVILS 2

June 10 at Goodwin Field

	1	2	3	4	5	6	7	8	9	R	H	E
ASU	0	0	0	2	0	0	0	0	-	2	3	1
CSF	0	1	0	0	0	0	0	0	2	-	3	4

W: Romero (13-5); L: Bordes (5-6); S: None

HR: Buck (5), Prettyman

Time: 2:51 Attendance: 3,654 Record: 37-23

HIGHLIGHTS: Cal State Fullerton scored twice in the bottom of the ninth to beat 17th-ranked Arizona State, 3-2, with the final run scoring when a balk was called on sophomore closer Zechry Zinicola for not coming to a set position as he delivered the final pitch of an intentional walk to Bobby Andrews. Brett Pill led off the ninth inning with a double, and Danny Dorn reached first on a bunt single to put runners on the corners. Pill scored to tie the game when Zinicola threw wildly to first base on a pick off attempt, allowing Dorn to reach third. Arizona State elected to walk the next two batters to load the bases, and the balk came on the final pitch to Andrews. Junior left-handed pitcher Ricky Romero, the top pitcher selected in Tuesday's MLB Draft at No. 6 overall by the Toronto Blue Jays, earned the win, allowing two runs on three hits while striking out seven batters in a complete game victory. He struck out seven and walked one to improve to 13-5 on the season. Travis Buck collected two of ASU's three hits, including a two-run home run to right field in the fourth inning. Sun Devils starter Jason Urquidez held the Titans to a run on two hits over 7 2/3 innings, but did not get a decision. He struck out six and walked four to remain 9-4 on the season.

GAME 61

#17 SUN DEVILS 6, #3 CS Fullerton 2

June 11 at Goodwin Field

	1	2	3	4	5	6	7	8	9	R	H	E
CSF	0	0	0	0	0	0	0	1	1	-	2	8
ASU	1	0	0	0	0	1	0	4	x	-	6	6

W: Averill (10-4); L: Schreppel (6-1); S: Bresnehan (2)

HR: Larish (20)

Time: 3:16 Attendance: 3,654 Record: 38-23

HIGHLIGHTS: Arizona State junior starting pitcher Erik Averill scattered five hits and one run in seven and two-thirds innings and senior Jeff Larish went 2-for-4 with two RBI to lead the Sun Devils to a 6-2 victory over defending national champion Cal State Fullerton Saturday afternoon at Goodwin Field. ASU's eighth win in the last nine games pushed the best-of-three Super Regional to a decisive third game to be played Sunday at 3 p.m. CS Fullerton out-hit ASU 8-6, but the Sun Devils used five extra base hits en route to their fourth victory of the postseason. Larish recorded his 24th multi-hit game of the season and became just the 12th Sun Devil to record 20 home runs in a season. ASU led 2-1 in the eighth inning and then erupted for four runs. Freshman pinch-hitter Eric Sogard drilled his first career extra base hit with a bases loaded double to score a pair of runs.

GAME 62

#17 SUN DEVILS 9, #3 CS Fullerton 8

June 12 at Goodwin Field

	1	2	3	4	5	6	7	8	9	R	H	E
ASU	2	0	0	0	2	3	1	0	1	-	9	18
CSF	0	0	3	4	0	0	0	0	1	-	8	8

W: Urquidez (10-4); L: Pestano (3-4); S: Bordes (4)

HR: Persichina (2), Romine (1), Pedroza, Pill

Time: 4:00 Attendance: 3,022 Record: 39-23

HIGHLIGHTS: Joe Persichina hit a tie-breaking solo home run in the top of the seventh inning to rally the Sun Devils from a 7-2 deficit and lead Arizona State to a 9-8 victory over Cal State Fullerton to clinch the Super Regional victory and advance to the College World Series for the 19th time in school history. ASU trailed 7-2 after four innings, but scored two in the fifth and three more in the sixth to pull even. Catcher Tuffy Gosewisch matched his career high with five hits, going 5-for-5 with three RBI and Zechry Zinicola had three hits and drove in three runs. Freshman shortstop Andrew Romine also belted his first career home run. Jason Urquidez (10-4) earned the win with 3.2 scoreless innings out of the bullpen after throwing 109 pitches in Friday's start. Junior lefty Brett Bordes notched his fourth save of the year giving up one run and one hit in 1.1 innings. Fullerton's Brett Pill led off the ninth with a solo home run to right field to cut the ASU lead to 9-8, but Bordes retired the next three batters to seal the victory and punch ASU's first ticket to Omaha since 1998.

GAME 63

#2 Nebraska 5, #8 SUN DEVILS 3

June 17 at Rosenblatt Stadium

	1	2	3	4	5	6	7	8	9	R	H	E
ASU	0	1	0	0	0	2	0	0	0	-	3	6
NEB	2	0	0	0	3	0	0	x	-	5	7	0

W: Chamerlain (10-2); L: Zinicola (3-4); S: Jensen (16)

HR: None

Time: 3:13 Attendance: 24,904 Record: 39-24

HIGHLIGHTS: Arizona State senior catcher Tuffy Gosewisch hit a go-ahead two-run double in the top of the sixth inning to give the Sun Devils a 3-2 lead, but Nebraska answered with a three-run bottom half of the inning en route to a 5-3 Husker victory Friday evening during the opening day of the 2005 College World Series at Rosenblatt Stadium. Nebraska starting pitcher Joba Chamberlain allowed just five hits in seven innings and Ryan Wehrle hit a two-run single, rallying Nebraska to its first College World Series victory in three appearances in school history. ASU's Zechry Zinicola suffered the loss giving up one hit and two runs in three innings. He walked two and hit two more to fall 3-4 on the season.

GAME 64

#8 SUN DEVILS 4, #6 Tennessee 2

June 17 at Rosenblatt Stadium

	1	2	3	4	5	6	7	8	9	R	H	E
ASU	0	0	0	0	0	0	1	3	0	-	4	9
UT	1	0	0	0	1	0	0	0	0	-	2	10

W: Bresnehan (5-4); L: Adkins (10-5); S: None

HR: Arencibia (14)

Time: 3:27 Attendance: 26,813 Record: 40-24

HIGHLIGHTS: Arizona State scored three runs in the top of the eighth inning to erase a 2-1 deficit and sophomore reliever Pat Bresnehan threw 3.1 scoreless innings to rally the Sun Devils to a 4-2 victory over Tennessee in an elimination game at the 59th College World Series at Rosenblatt Stadium. Trailing 2-1 after seven innings, ASU rallied for just its second win of the season (now 2-19) when trailing after seven innings. After a two-out RBI single by junior Travis Buck got the Sun Devils on the board in the seventh, consecutive singles by catcher Tuffy Gosewisch and designated hitter Zechry Zinicola and a double by third baseman Joey Hooft tied the game at 2-2. Second baseman Seth Dhaenens followed with a double to the left field gap to score pinch-runner Rocky Laguna and center fielder J.J. Sierra added an insurance run with a sacrifice fly. Bresnehan allowed only two hits and did not walk a batter in 3.1 scoreless frames to improve to 5-4 on the season. In two CWS appearances, Bresnehan has not allowed a run and struck out three in four innings. Junior left-handed starter Erik Averill had another solid start giving up eight hits and two runs in 5.2 innings, but did not factor into the decision. He struck out three and walked one to remain 10-4 on the season. Buck recorded his 35th multi-hit game by going 4-for-5 with an RBI.

GAME 65

#8 SUN DEVILS 8, #2 Nebraska 7

June 21 at Rosenblatt Stadium

	1	2	3	4	5	6	7	8	9	10	11	R	H	E
NEB	0	0	0	3	0	0	0	0	4	0	0	-	7	12
ASU	1	0	1	0	1	0	2	0	2	0	1	-	8	12

W: Zinicola (4-4); L: Jensen (3-5); S: None

HR: Larish 3 (23), Gerch (4)

Time: 4:07 Attendance: 26,220 Record: 41-24

HIGHLIGHTS: Arizona State senior first baseman Jeff Larish tied a school and College World Series record with three home runs, and freshman center fielder J.J. Sierra drove in the game-winning run with a bloop single in the 11th inning as the Sun Devils rallied for an 8-7 victory Tuesday at Rosenblatt Stadium and eliminated hometown favorite Nebraska. Larish's record-tying third homer tied it with two outs in the bottom of the ninth, and Sierra's single in the 11th punctuated the 4-hour, 7-minute game, sending the Sun Devils (41-24) against No. 7 Florida on Wednesday. Arizona State needs to beat the Gators twice to reach the best two-out-of-three championship round. Larish's third blast also negated Andy Gerch's three-run blast for Nebraska (57-15) in the top of the ninth which gave the Huskers a 7-5 lead. Larish, who bats left-handed, led off the game with an opposite-field shot and homered to right in the third.

GAME 66

#8 SUN DEVILS 6, #5 Florida 1

June 22 at Rosenblatt Stadium

	1	2	3	4	5	6	7	8	9	R	H	E
UF	0	0	0	0	1	0	0	0	0	-	1	5
ASU	1	0	0	1	0	1	2	1	x	-	6	9

W: Averill (11-4); L: Ball (7-5); S: None

HR: Buck (6)

Time: 2:53 Attendance: 27,452 Record: 42-24

HIGHLIGHTS: Arizona State junior left-hander Erik Averill threw a complete game, five hitter and the Sun Devils kept up their remarkable run in the College World Series, beating Florida 6-1 Wednesday at Rosenblatt Stadium to move within a win of the championship round. Averill, working on two days' rest, threw a five-hitter in 92-degree heat and retired the last eight batters he faced in his fifth complete game of the season. He struck out seven and did not walk a batter to improve to 11-4 on the season. Junior right fielder Travis Buck, the Oakland Athletics' first-round supplemental draft pick, homered deep into the right-field seats off Bryan Ball in the first inning for his sixth home run of the season.

GAME 66

#5 Florida 6, #8 SUN DEVILS 3

June 23 at Rosenblatt Stadium

	1	2	3	4	5	6	7	8	9	R	H	E
ASU	2	1	0	0	0	0	0	0	0	-	3	8
UF	0	0	0	2	4	0	0	0	x	-	6	8

W: Boss (9-4); L: Bordes (5-7); S: None

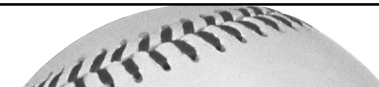
HR: Davis (12), LaPorta (26), Leclerc (14)

Time: 3:06 Attendance: 16,819 Record: 42-25

HIGHLIGHTS: Arizona State jumped out to a 3-0 lead after two innings, but an injury to Florida starting pitcher Alan Horne and a fan interference call gave the Gators some momentum en route to a 6-3 victory to eliminate the Sun Devils from the CWS. Adam Davis, Matt LaPorta and Brian Leclerc each hit home runs to account for all of Florida's scoring to advance the Gators to the CWS Championship round against Texas. Reliever Tommy Boss gave up four hits in 5.2 scoreless innings to earn his ninth win of the season. ASU reliever Brett Bordes surrendered a pair of home runs, including the game-winning three-run shot by Davis to record his seventh loss of the year. Jeff Larish (2-for-4), Colin Curtis (2-for-3) and Joey Hooft (2-for-4) each recorded multi-hit games for ASU. Larish and Travis Buck hit back-to-back doubles to lead off the game and give ASU the early 1-0 lead.



Sun Devil Baseball 2005 -- Game by Game Statistics




AB-R-H-RBI Breakdown for Arizona State Sun Devil Baseball

(All games)

Opponent	Date	#7 BIANCAMA	#4 BUCK	#36 BUTLER	#9 CURTIS	#6 DHAENENS	#18 FOX	#39 GOSEWISC	#5 HOOFT	#14 LAGUNA	#3 LANDRY	#11 LARISH	#15 PERSICHI	#12 ROMINE	#2 SFERRA	#28 SOGARD	#13 STOCKFIS	#37 ZINICOLA
LBSU	Jan 28	3-0-0-1	4-1-2-0	4-0-3-2	1-0-1-0	1-0-1-0	5-1-1-0	3-0-2-0	1-0-0-0	1-0-0-0	4-1-1-0	4-0-0-0	2-0-0-0	3-0-0-0	4-1-1-0
LBSU	Jan 29	4-0-2-0	3-1-1-1	4-0-0-1	4-2-3-1	4-0-0-0	3-2-1-1	3-1-1-0	4-1-2-2	4-1-1-0
LBSU	Jan 30	1-0-0-0	4-0-1-0	4-0-1-1	2-0-0-0	1-0-0-0	4-0-2-0	3-0-1-0	1-0-0-0	4-1-1-0	3-0-0-0	2-0-1-0	2-0-0-0	4-0-2-0
NMSU	Feb 04	4-1-0-0	4-2-2-0	1-0-0-0	5-1-1-0	1-0-0-0	5-1-2-2	4-3-2-0	1-0-1-2	Def..	4-1-4-4	0-1-0-0	3-0-1-0	4-1-1-0	3-1-1-2
GU	Feb 05	3-3-3-2	4-2-1-0	4-0-2-3	4-0-2-2	4-0-0-0	Def..	4-1-0-0	1-0-0-0	4-1-3-2	4-1-2-1	5-2-1-0
OSU	Feb 06	2-1-1-0	4-1-0-0	5-0-2-1	1-0-0-0	1-0-0-0	4-1-1-2	4-0-0-0	1-0-0-1	3-2-1-0	1-0-0-0	2-0-1-0	4-1-1-1	3-0-1-1
NMSU	Feb 07	4-1-1-0	4-1-2-2	1-0-0-0	5-2-3-2	5-0-2-2	5-1-3-1	5-1-1-0	2-1-1-0	3-1-0-1	5-3-2-1
USA	Feb 12	3-2-2-2	1-0-0-0	4-0-0-0	Def..	3-1-1-1	4-1-2-1	2-0-0-0	4-1-2-2	3-1-1-0	3-0-1-1	4-1-1-0
OKLA	Feb 12	4-0-1-1	5-2-2-1	4-0-1-0	3-2-1-0	2-0-0-0	4-1-2-4	4-0-2-0	3-1-1-1	4-0-2-0	1-1-0-0
GU	Feb 13	2-0-0-0	4-0-0-0	2-0-0-0	1-0-0-0	4-0-1-0	4-0-1-0	4-0-0-0	3-0-2-0	2-0-0-0	3-0-0-0	1-0-0-0
ARIZ	Feb 15	2-1-1-0	6-1-1-1	1-0-1-0	6-1-4-1	1-0-0-0	5-0-1-0	5-1-2-2	1-0-0-0	6-0-0-1	3-0-0-1	4-1-0-0	4-1-1-0	4-0-0-0
TULANE	Feb 18	2-1-0-0	4-0-0-0	1-0-0-0	3-0-2-0	1-0-0-0	1-0-0-0	3-0-1-0	3-0-0-0	1-0-0-0	4-0-1-1	1-0-0-0	2-0-0-0	3-0-1-1	1-1-0-0	4-0-1-0
TULANE	Feb 19	3-0-1-0	0-0-0-0	4-1-1-0	4-0-3-2	4-0-1-0	2-0-1-0	4-0-1-0	3-0-0-0	4-0-1-0	3-1-1-0	3-0-0-0
TULANE	Feb 20	4-0-1-0	4-0-1-0	3-0-0-0	3-1-1-2	4-0-0-0	4-0-1-0	3-1-1-1	4-0-2-0	4-1-1-0	1-0-0-0
ARIZ	Feb 23	1-0-0-0	5-0-0-0	4-0-1-0	2-0-0-0	Def..	4-1-2-1	1-0-0-0	2-0-0-2	3-2-2-2	4-2-2-0	3-0-1-0	1-0-0-0	5-0-1-0
BU	Feb 25	3-0-0-0	4-2-2-4	4-0-0-0	2-0-1-1	3-1-0-0	2-0-0-0	4-0-0-0	3-1-0-0	3-1-2-0	1-0-0-0	Def..
BU	Feb 26	2-0-1-0	5-3-4-1	Def..	3-2-3-3	4-1-2-4	2-1-2-2	1-0-0-0	5-1-1-1	3-0-0-0	3-2-2-0	3-2-1-0	2-0-0-0
BU	Feb 27	5-1-2-1	1-0-0-0	3-1-0-0	4-1-1-3	5-1-1-1	1-0-1-2	4-2-2-0	3-0-1-0	3-1-0-0	3-0-0-0	5-0-1-0
UNC	Mar 04	1-0-0-0	6-1-2-1	0-0-0-0	1-1-0-0	4-1-1-0	5-0-0-0	Def..	5-0-1-1	2-0-0-0	5-0-1-0	6-1-2-0	Def..
ECU	Mar 05	1-0-0-0	4-2-1-0	1-1-0-0	4-1-1-0	1-0-0-0	4-2-2-4	2-0-0-0	3-2-1-3	3-0-0-0	4-0-0-0	4-1-0-0	1-1-0-0
OHIOST	Mar 06	1-0-1-0	4-0-2-1	3-1-0-0	4-0-1-2	2-1-2-0	2-0-0-0	4-0-0-0	0-0-0-0	3-1-1-0	4-0-1-0
LSU	Mar 11	1-0-0-0	5-0-1-0	3-1-1-1	1-0-0-0	1-1-0-0	3-2-0-0	4-0-2-2	Def..	4-1-1-0	2-0-1-1	3-0-2-1	5-0-0-0	2-0-1-0
WIU	Mar 12	1-0-0-0	6-4-4-4	2-0-1-0	6-1-2-2	2-1-1-1	5-3-4-0	3-1-0-0	4-3-3-0	Def..	6-2-3-5	1-0-0-0	4-2-1-1	1-0-0-0	1-0-0-0	2-1-2-0	3-1-2-2
WIU	Mar 13	1-0-0-0	8-2-6-3	2-0-0-1	8-2-2-2	5-4-3-6	5-5-3-3	5-2-3-2	4-1-3-1	2-0-0-0	6-6-4-4	2-2-1-1	5-2-5-4	1-0-0-0	1-1-1-1	2-1-2-1	3-1-1-0
LSU	Mar 13	2-0-0-0	3-1-0-0	4-0-1-0	2-0-0-0	4-0-1-1	4-1-1-2	2-0-0-0	2-1-1-0	3-0-1-0	1-0-0-0	2-0-0-0	Def..	4-0-1-0
OKLA	Mar 18	5-1-2-1	4-1-2-0	4-1-1-0	4-1-1-1	3-0-0-1	4-0-0-0	3-1-2-1	4-0-2-1	3-0-0-0
OKLA	Mar 19	4-1-2-0	4-1-2-0	2-0-0-0	2-1-0-0	2-0-0-0	2-0-1-1	3-0-0-1	Def..	2-1-0-0	Def..	4-1-0-0	1-0-0-0	3-0-1-1
OKLA	Mar 20	4-3-3-1	3-1-1-0	Def..	4-0-0-0	3-1-1-1	3-0-2-3	4-0-0-0	3-1-2-0	2-0-0-0	4-0-0-0	1-0-0-0	1-0-0-0
USC	Mar 24	5-2-3-1	5-2-2-1	4-0-1-1	5-1-2-2	4-0-0-0	4-1-1-1	2-0-0-0	3-1-1-0	4-1-1-0
USC	Mar 25	2-0-1-0	5-2-1-0	6-2-3-3	4-2-3-2	2-1-0-0	6-4-5-4	3-1-1-1	3-1-1-0	Def..	7-2-2-2	Def..	4-1-2-0	4-1-2-2	1-0-0-0	1-0-1-0
USC	Mar 26	4-1-0-0	5-0-0-0	2-0-0-0	5-0-1-0	4-0-0-0	5-0-2-0	2-1-1-2	4-0-0-0	3-0-1-0
WRIGHT	Apr 01	2-0-0-0	5-2-1-0	1-0-0-0	4-2-2-2	3-1-1-2	1-0-0-0	3-1-1-1	3-1-2-2	4-1-2-2	0-1-0-0	4-0-0-0	0-1-0-0	2-2-1-0	2-1-2-0	1-0-1-0	2-0-2-2
WRIGHT	Apr 02	0-0-0-0	3-1-0-0	1-0-0-0	2-0-0-0	3-1-3-1	1-0-0-0	5-1-3-4	4-0-2-2	2-3-2-1	Def..	2-3-1-0	1-0-0-0	4-1-1-1	4-1-1-0	0-0-0-0	Def..	2-0-0-0
WRIGHT	Apr 03	0-0-0-0	5-2-2-1	1-0-0-0	3-2-1-0	2-2-2-1	1-0-0-0	4-0-0-1	4-1-1-0	4-2-3-4	Def..	5-1-2-3	1-1-1-1	4-1-1-2	4-1-2-1	1-0-0-0	Def..	1-0-0-0
CAL	Apr 09	4-2-3-2	5-1-1-0	3-2-2-0	4-1-2-3	4-2-1-1	6-1-2-1	4-0-0-0	2-0-0-1	3-2-2-1
CAL	Apr 09	5-0-0-1	1-0-0-0	4-0-3-0	4-0-2-1	3-1-0-0	4-0-0-0	5-0-2-1	3-1-2-1	3-0-0-0	3-1-1-0
CAL	Apr 10	4-0-2-1	3-0-0-0	4-0-1-1	4-0-0-0	4-0-1-0	3-1-1-1	4-1-2-0	4-1-1-0	3-0-0-0
STAN	Apr 15	3-2-2-0	4-1-0-0	4-1-2-0	4-1-2-1	4-1-2-1	4-1-0-0	3-2-2-3	3-0-1-2	1-0-0-0	4-0-1-1
STAN	Apr 16	5-1-2-3	3-1-1-0	4-1-1-0	1-0-0-0	2-0-1-0	4-0-1-0	4-2-2-0	3-1-0-0	4-0-1-3	2-0-0-0
STAN	Apr 17	5-1-2-3	4-1-2-2	4-1-2-2	5-1-1-1	4-1-1-1	4-1-0-0	Def..	3-1-1-0	3-1-0-0	4-2-2-0
UCLA	Apr 22	1-0-0-0	5-1-3-1	3-1-1-1	4-0-2-2	3-1-2-2	3-2-1-2	5-2-2-2	3-0-0-0	3-2-1-1	Def..	3-2-2-1	5-1-3-0
UCLA	Apr 23	5-2-4-0	4-2-0-0	3-2-2-1	5-2-2-1	2-2-1-2	5-1-1-2	0-0-0-1	3-0-0-0	5-2-4-2	1-1-1-1	1-0-1-1	5-2-2-2
UCLA	Apr 24	2-1-1-0	4-2-3-2	5-1-2-1	4-1-2-0	2-0-1-1	4-1-1-1	4-0-1-1	4-2-2-2	4-1-1-0	5-1-2-2	0-0-0-0
OSU	Apr 29	5-1-1-0	2-0-1-0	3-0-1-0	1-0-0-0	4-1-1-1	4-0-1-0	0-0-0-0	4-1-3-2	4-1-1-0	3-0-0-1	2-1-0-0	2-0-1-0
OSU	Apr 30	4-1-2-0	5-0-2-1	3-1-0-0	4-0-2-0	4-0-2-0	4-0-0-0	4-0-0-0	4-1-2-0	3-0-1-1
OSU	May 01	4-1-2-0	5-0-0-0	3-0-1-0	1-0-0-0	4-0-0-0	4-0-0-0	1-0-0-0	3-0-2-1	4-0-2-0	2-0-0-0	2-0-1-0	1-0-0-0
UVSC	May 04	4-2-2-1	5-1-2-1	4-0-0-0	4-1-2-0	4-0-1-0	4-0-1-1	0-1-0-0	4-0-1-0	1-0-0-0	3-1-2-1	3-0-1-0
ARIZ	May 14	4-1-2-0	3-1-1-1	3-1-2-1	3-0-0-0	3-1-1-2	4-2-1-0	4-0-0-1	2-0-0-0	1-0-0-0	4-0-1-0	Def..
ARIZ	May 15	1-0-0-0	4-0-1-0	3-0-1-0	3-1-1-0	1-0-0-0	5-1-1-1	4-1-1-0	2-1-1-0	4-1-1-1	1-0-0-0	3-0-1-2	Def..	2-1-1-2	1-0-0-0
ARIZ	May 16	5-0-1-0	5-0-1-0	4-0-1-0	2-1-0-0	4-0-1-0	Def..	5-0-1-0	4-0-3-1	5-0-1-0	Def..	4-0-1-0
WASH	May 20	3-1-0-0	3-0-1-0	4-1-2-0	3-0-0-0	3-0-0-0	0-0-0-1	3-1-2-1	4-0-1-0	2-0-0-0	4-1-1-2
WASH	May 21	5-0-2-2	3-0-1-1	1-0-0-0	3-0-0-0	1-0-0-0	2-0-0-0	3-0-0-0	4-0-0-0	3-1-0-0	3-2-2-0	4-0-2-0
WASH	May 22	4-0-1-0	3-0-1-0	5-0-1-2	1-1-0-0	1-0-0-0	0-0-0-0	1-0-0-0	3-0-0-0	3-0-0-0	3-1-0-0	5-0-1-0
WSU	May 27	4-3-3-0	4-2-2-1	4-0-0-0	3-1-1-2	4-1-2-2	2-1-1-2	4-0-0-0	4-0-1-1	3-0-1-0	3-0-0-0
WSU	May 28	1-0-1-0	3-2-2-0	1-0-0-0	3-3-2-1	3-1-2-4	4-3-1-1	3-0-1-3	1-0-0-0	1-0-0-0	6-2-2-6	Def..	3-2-1-1	2-2-1-0	1-0-0-0	1-0-0-0	3-1-1-0
WSU	May 29	1-0-0-0	2-2-1-0	4-0-1-3	4-0-3-2	1-0-0-0	4-1-2-0	Def..	1-1-0-0	1-0-0-0	3-0-1-0
ECU	Jun 03	4-2-2-0	3-1-1-0	3-0-1-0	4-0-1-2	3-0-1-2	4-0-0-0	3-4-2-3	3-1-0-0	4-1-2-0
COASTAL	Jun 04	6-1-1-0	4-4-3-0	4-1-1-0	1-1-0-0	5-0-3-7	4-0-0-0	2-0-0-0	4-1-2-2	5-1-2-0	5-2-3-0
COASTAL	Jun 05	5-3-3-0	4-1-2-3	5-1-2-1	3-0-1-1	4-0-1-0	4-3-2-0	4-0-1-0	4-1-2-0
CSF	Jun 10	4-1-2-2	4-0-0-0	3-0-0-0	4-0-0-0	4-0-0-0	Def..	3-1-0-0	3-0-0-0	3-0-1-0	2-0-0-0
CSF	Jun 11	2-2-0-0	2-0-0-0	4-0-0-0	3-0-0-0	3-1-1-1	1-0-0-0	4-2-2-2	3-1-1-0	3-0-0-0	1-0-1-2	3-0-1-0
CSF	Jun 12	5-2-1-0	4-1-1-0	2-0-1-0	1-0-0-0	5-1-5-3	3-1-1-0	1-0-0-0	5-2-1-0	3-1-2-1	5-1-3-1	5-0-0-1	5-0-3-3
NU	Jun 17	3-0-0-0	3-0-1-0	3-1-1-0	4-0-1-2	3-0-1-1	1-0-0-0	3-1-1-0	1-0-0-0	2-1-0-0				

Sun Devil Baseball 2005 -- Game by Game Statistics




IP-H-R-ER-BB-SO Breakdown for Arizona State Sun Devil Baseball

(All games)

Opponent	Date	#21 ANDES	#45 AVERILL	#50 BARNETTE	#49 BORDES, B	#40 BRESNEHAN	#31 DRYANSKI	#17 GARRISON
Long Beach State	Jan 28	4.0- 9- 4- 3- 0- 6*	2.0- 0- 1- 0- 1- 2	1.2- 1- 0- 0- 1- 2	1.0- 0- 2- 0- 0- 0
Long Beach State	Jan 29
Long Beach State	Jan 30	0.2- 0- 0- 0- 0- 0	2.1- 3- 2- 2- 0- 3	4.0- 6- 3- 0- 0- 4*	0.2- 3- 1- 1- 1- 2	1.1- 4- 5- 5- 2- 2
New Mexico State	Feb 04	9.0- 7- 0- 0- 0- 14*
Gonzaga	Feb 05	1.0- 4- 3- 3- 1- 0
Oregon State	Feb 06	0.1- 5- 5- 5- 0- 1	4.1- 6- 6- 4- 2- 2*	4.1- 4- 1- 1- 1- 7
New Mexico State	Feb 07	0.1- 0- 0- 0- 0- 0
South Alabama	Feb 12	9.0- 5- 2- 1- 1- 8*
Oklahoma	Feb 12	3.2- 1- 0- 0- 1- 5	0.0- 1- 0- 0- 0- 0
Gonzaga	Feb 13	4.2- 3- 0- 0- 0- 3
Arizona	Feb 15	5.1- 5- 2- 1- 2- 3*	2.1- 3- 3- 3- 1- 2	5.1- 2- 0- 0- 2- 7
Tulane	Feb 18	3.0- 4- 1- 1- 1- 2
Tulane	Feb 19	5.0- 8- 5- 5- 1- 1*	1.0- 3- 2- 2- 1- 0	1.0- 0- 0- 0- 0- 2
Tulane	Feb 20	1.0- 3- 1- 1- 1- 0	3.2- 2- 3- 3- 1- 1	3.0- 4- 5- 5- 2- 1*
Arizona	Feb 23	1.2- 5- 5- 3- 0- 1*	1.1- 0- 0- 0- 0- 0	1.0- 3- 1- 1- 0- 2	2.1- 5- 2- 2- 0- 1	0.1- 2- 2- 2- 1- 0
Baylor	Feb 25
Baylor	Feb 26	1.0- 1- 0- 0- 0- 1	1.2- 0- 0- 0- 0- 2	2.0- 3- 1- 1- 1- 0	4.0- 2- 2- 1- 1- 2*	0.1- 2- 1- 1- 0- 1
Baylor	Feb 27	0.1- 2- 1- 0- 1- 1	0.1- 0- 0- 0- 0- 0
North Carolina	Mar 04
East Carolina	Mar 05	6.1- 6- 3- 2- 4- 3*	2.2- 1- 0- 0- 1- 1
Ohio State	Mar 06	3.0- 1- 0- 0- 1- 4	6.0- 5- 0- 0- 2- 4*
LSU	Mar 11	0.1- 1- 0- 0- 2- 0	2.1- 1- 0- 0- 0- 3	2.0- 1- 0- 0- 0- 0
Western Illinois	Mar 12	5.0- 7- 1- 1- 1- 4*	4.0- 1- 0- 0- 2- 5
Western Illinois	Mar 13	1.2- 7- 4- 4- 1- 2*	1.1- 1- 0- 0- 0- 0	1.0- 1- 0- 0- 0- 1
LSU	Mar 13	3.0- 6- 6- 5- 1- 6	0.1- 4- 4- 4- 3- 0*	2.0- 3- 1- 1- 1- 2
Oklahoma	Mar 18	2.2- 2- 0- 0- 0- 4
Oklahoma	Mar 19	9.0- 5- 1- 0- 2- 7*
Oklahoma	Mar 20	1.0- 2- 2- 2- 1- 1	3.0- 3- 0- 0- 1- 2	3.0- 2- 3- 3- 2- 3*
USC	Mar 24	2.0- 2- 4- 4- 2- 0	1.1- 3- 3- 3- 3- 2	0.0- 0- 2- 2- 2- 0	0.0- 2- 0- 0- 0- 0
USC	Mar 25	9.0- 4- 1- 0- 2- 5*
USC	Mar 26	1.0- 2- 0- 0- 0- 0
Wright State	Apr 01	5.0- 5- 0- 0- 0- 5*
Wright State	Apr 02	2.0- 0- 0- 0- 1- 2	5.0- 5- 2- 2- 0- 7*	2.0- 2- 1- 1- 0- 3
Wright State	Apr 03	1.0- 1- 0- 0- 0- 1	1.0- 0- 0- 0- 0- 0
California	Apr 09	2.0- 3- 1- 1- 0- 3	3.1- 3- 2- 2- 1- 0
California	Apr 09	0.0- 1- 0- 0- 0- 0	5.2- 10- 6- 5- 3- 4*	2.1- 3- 1- 1- 0- 0	0.0- 1- 0- 0- 0- 0
California	Apr 10	5.2- 6- 2- 2- 0- 4*
Stanford	Apr 15	8.0- 5- 2- 2- 1- 5*
Stanford	Apr 16	0.1- 0- 0- 0- 0- 0	1.0- 0- 1- 1- 1- 0
Stanford	Apr 17	1.0- 3- 2- 2- 1- 0	1.0- 1- 0- 0- 0- 0	4.0- 7- 3- 3- 2- 4*
UCLA	Apr 22	5.0- 6- 5- 1- 1- 4*	3.0- 1- 0- 0- 0- 4
UCLA	Apr 23	3.0- 1- 0- 0- 0- 4
UCLA	Apr 24	0.1- 0- 0- 0- 0- 1	5.2- 10- 6- 6- 1- 6*
Oregon State	Apr 29	4.0- 7- 5- 5- 2- 2*	0.1- 0- 0- 0- 0- 1	2.2- 2- 0- 0- 1- 1
Oregon State	Apr 30
Oregon State	May 01	1.0- 2- 2- 2- 0- 0	1.1- 2- 0- 0- 0- 1	3.1- 1- 0- 0- 1- 3	2.1- 4- 3- 2- 0- 1*
Utah Valley State	May 04	1.2- 2- 0- 0- 0- 2	0.1- 2- 1- 1- 0- 1	4.2- 5- 4- 4- 1- 2*	0.2- 2- 1- 0- 0- 2
Arizona	May 14	5.0- 4- 2- 2- 4- 1*	1.0- 0- 0- 0- 0- 1
Arizona	May 15	0.1- 0- 0- 0- 1- 0	1.2- 5- 3- 3- 0- 1	2.1- 4- 3- 1- 0- 1
Arizona	May 16	0.2- 4- 4- 4- 1- 1	3.0- 4- 5- 4- 1- 1*	3.0- 6- 8- 8- 2- 5	0.0- 1- 1- 1- 0- 0
Washington	May 20	2.0- 5- 4- 4- 1- 2*	2.2- 0- 0- 0- 3- 4	2.0- 6- 2- 2- 0- 1
Washington	May 21	0.0- 1- 1- 1- 0- 0
Washington	May 22	2.0- 0- 0- 0- 2- 1	5.0- 2- 0- 0- 1- 3	2.0- 2- 1- 1- 4- 3*
Washington State	May 27	2.0- 2- 0- 0- 0- 1
Washington State	May 28	4.0- 8- 4- 3- 2- 5*	1.1- 2- 0- 0- 1- 1	1.1- 2- 2- 2- 1- 2	1.0- 1- 0- 0- 2- 1	1.1- 0- 0- 0- 0- 1
Washington State	May 29	3.0- 3- 0- 0- 2- 4*	2.1- 2- 2- 1- 0- 1
East Carolina	Jun 03	1.0- 2- 2- 2- 2- 0
Coastal Carolina	Jun 04	9.0- 8- 3- 3- 3- 8*
Coastal Carolina	Jun 05	3.0- 4- 4- 2- 0- 2*	3.1- 3- 1- 0- 1- 3	2.2- 0- 0- 0- 2- 2
CS Fullerton	Jun 10	0.1- 2- 2- 1- 0- 1
CS Fullerton	Jun 11	7.2- 5- 1- 1- 3- 4*	0.0- 0- 0- 0- 1- 0	1.1- 3- 1- 1- 0- 0
CS Fullerton	Jun 12	1.1- 1- 1- 1- 0- 3	1.2- 2- 4- 3- 1- 2
Nebraska	Jun 17	2.1- 3- 1- 1- 2- 3	0.2- 0- 0- 0- 0- 2
Tennessee	Jun 19	5.2- 8- 2- 2- 1- 3*	3.1- 2- 0- 0- 0- 1
Nebraska	Jun 21	3.0- 2- 0- 0- 1- 4	2.0- 4- 4- 4- 1- 2
Florida	Jun 22	9.0- 5- 1- 1- 0- 7*
Florida	Jun 23	1.0- 0- 0- 0- 0- 0	0.0- 3- 3- 3- 1- 0	0.2- 0- 0- 0- 0- 0



Sun Devil Baseball 2005 -- Game by Game Statistics




IP-H-R-ER-BB-SO Breakdown for Arizona State Sun Devil Baseball

(All games)

Opponent	Date	MAROTZ	SATOW	URQUIDEZ	ZINICOLA
Long Beach State	Jan 28				0.1- 0- 0- 0- 1- 1
Long Beach State	Jan 29	2.2- 2- 1- 1- 0- 4		5.0-10- 5- 5- 1- 4*	1.1- 1- 0- 0- 0- 1
Long Beach State	Jan 30				
New Mexico State	Feb 04				
Gonzaga	Feb 05			7.0- 6- 5- 4- 1- 4*	1.0- 1- 0- 0- 0- 0
Oregon State	Feb 06				
New Mexico State	Feb 07	5.2- 6- 3- 3- 0- 3*			3.0- 3- 7- 4- 4- 3
South Alabama	Feb 12				
Oklahoma	Feb 12			5.1- 9- 5- 4- 1- 3*	
Gonzaga	Feb 13				4.1- 4- 2- 1- 1- 4*
Arizona	Feb 15	0.2- 2- 2- 2- 0- 1			
Tulane	Feb 18			5.0- 6- 7- 6- 6- 7*	
Tulane	Feb 19	1.0- 2- 0- 0- 1- 1			
Tulane	Feb 20			0.1- 1- 0- 0- 0- 1	
Arizona	Feb 23	0.1- 1- 1- 1- 0- 0		1.0- 0- 0- 0- 0- 0	
Baylor	Feb 25			3.0- 1- 0- 0- 2- 4	6.0- 9- 3- 2- 0- 6*
Baylor	Feb 26				
Baylor	Feb 27			4.1- 2- 3- 0- 3- 2	
North Carolina	Mar 04			5.1- 0- 0- 0- 3- 9	5.2- 3- 3- 3- 4- 5*
East Carolina	Mar 05				
Ohio State	Mar 06				
LSU	Mar 11				3.1- 7- 6- 6- 3- 1*
Western Illinois	Mar 12				
Western Illinois	Mar 13		5.0- 9- 9- 6- 3- 1		
LSU	Mar 13			2.2- 7- 9- 7- 2- 2	
Oklahoma	Mar 18			1.1- 2- 0- 0- 0- 1	5.0- 2- 4- 4- 4- 5*
Oklahoma	Mar 19				
Oklahoma	Mar 20			2.0- 2- 0- 0- 1- 2	
USC	Mar 24	2.2- 1- 0- 0- 1- 3			2.0- 2- 0- 0- 1- 1*
USC	Mar 25				
USC	Mar 26			8.0- 6- 1- 1- 2- 1*	1.0- 0- 0- 0- 1- 1
Wright State	Apr 01	2.0- 4- 1- 0- 0- 1	2.0- 2- 0- 0- 1- 0		
Wright State	Apr 02				
Wright State	Apr 03			4.0- 3- 1- 1- 2- 7*	3.0- 1- 0- 0- 0- 3
California	Apr 09				3.2- 6- 4- 4- 3- 3*
California	Apr 09				
California	Apr 10			2.2- 3- 2- 2- 4- 3	
Stanford	Apr 15				1.0- 0- 0- 0- 1- 2
Stanford	Apr 16	1.0- 1- 0- 0- 0- 2		6.0- 8- 4- 4- 0- 8*	0.2- 0- 0- 0- 0- 0
Stanford	Apr 17			1.1- 1- 0- 0- 0- 1	1.1- 5- 4- 4- 0- 1
UCLA	Apr 22	1.0- 0- 0- 0- 0- 1			
UCLA	Apr 23			6.0- 6- 2- 2- 3- 5*	
UCLA	Apr 24				3.0- 1- 2- 2- 5- 3
Oregon State	Apr 29	1.0- 3- 1- 1- 0- 0			
Oregon State	Apr 30			6.1- 5- 1- 1- 3- 3*	2.2- 0- 0- 0- 2- 1
Oregon State	May 01				
Utah Valley State	May 04	1.0- 0- 0- 0- 0- 1		0.1- 0- 0- 0- 1- 0	0.1- 1- 3- 1- 1- 0
Arizona	May 14				3.0- 2- 0- 0- 1- 3
Arizona	May 15	1.0- 4- 3- 3- 1- 1	0.0- 1- 0- 0- 1- 0	3.2- 4- 7- 5- 2- 1*	
Arizona	May 16	1.1- 1- 0- 0- 0- 3	1.0- 1- 0- 0- 0- 0		
Washington	May 20	1.1- 2- 0- 0- 2- 1			
Washington	May 21			6.1- 3- 0- 0- 4- 3*	2.1- 3- 4- 4- 1- 2
Washington	May 22				
Washington State	May 27			7.0- 7- 2- 2- 2- 4*	
Washington State	May 28				
Washington State	May 29	3.1- 2- 0- 0- 0- 3			0.1- 0- 0- 0- 0- 0
East Carolina	Jun 03	2.0- 4- 2- 2- 0- 4		6.0- 6- 2- 1- 1- 8*	
Coastal Carolina	Jun 04				
Coastal Carolina	Jun 05				
CS Fullerton	Jun 10			7.2- 2- 1- 1- 4- 6*	0.0- 0- 0- 0- 1- 0
CS Fullerton	Jun 11				
CS Fullerton	Jun 12			3.2- 3- 0- 0- 1- 3	2.1- 2- 3- 2- 2- 2*
Nebraska	Jun 17			2.0- 3- 2- 1- 2- 2*	3.0- 1- 2- 2- 2- 1
Tennessee	Jun 19				
Nebraska	Jun 21			4.0- 5- 3- 3- 3- 3*	2.0- 1- 0- 0- 0- 4
Florida	Jun 22				
Florida	Jun 23			4.0- 4- 3- 3- 2- 1*	2.1- 1- 0- 0- 0- 2



Sun Devil Baseball 2005 -- Career/Season Statistics



Player	SEASON													CAREER												
	AVG	GP-GS	AB	R	H	2B	3B	HR	RBI	BB	HBP	SO	SB-ATT	AVG	GP-GS	AB	R	H	2B	3B	HR	RBI	BB	HBP	SO	SB-ATT
4 Travis Buck.....	.382	67-67	288	82	110	24	3	6	43	28	6	35	27-36	.362	192-191	752	205	272	53	7	19	147	104	28	97	52-66
9 Colin Curtis.....	.342	67-67	260	52	89	14	1	2	45	44	5	37	17-24	.324	124-124	450	89	146	25	1	7	81	82	11	76	29-38
11 Jeff Larish.....	.324	67-67	250	72	81	18	1	23	67	58	6	60	11-15	.333	223-221	849	229	283	57	6	51	235	200	13	171	17-28
39 Tuffy Gosewisch..	.321	67-67	252	43	81	17	2	6	74	28	14	35	5-8	.320	215-182	634	126	203	40	3	10	166	85	29	103	7-12
6 Seth Dhaenens....	.312	54-38	154	29	48	5	0	2	31	19	4	33	10-12	.288	99-65	250	56	72	8	0	2	39	43	4	57	13-19
2 J.J. Sferra.....	.311	60-56	196	36	61	5	1	0	22	13	4	22	8-15	.311	60-56	196	36	61	5	1	0	22	13	4	22	8-15
18 Willy Fox.....	.295	45-23	105	24	31	4	1	4	27	14	5	29	7-10	.295	45-23	105	24	31	4	1	4	27	14	5	29	7-10
5 Joey Hooft.....	.293	55-48	188	30	55	9	1	1	28	16	4	23	13-20	.293	55-48	188	30	55	9	1	1	28	16	4	23	13-20
14 Rocky Laguna.....	.283	53-29	120	24	34	10	2	1	26	20	6	34	10-11	.283	53-29	120	24	34	10	2	1	26	20	6	34	10-11
12 Andrew Romine....	.282	61-59	195	36	55	5	3	1	23	13	2	28	14-16	.282	61-59	195	36	55	5	3	1	23	13	2	28	14-16
37 Zechry Zinicola..	.276	38-26	116	13	32	5	0	2	15	9	1	22	0-1	.278	99-60	216	33	60	13	0	5	41	21	2	44	0-1
15 Joe Persichina...	.214	53-28	112	19	24	4	2	2	15	13	2	21	4-4	.275	106-70	262	46	72	11	3	3	39	33	7	38	7-8

13 Austin Stockfisch	.500	18-0	18	4	9	0	0	0	4	1	1	3	0-0	.500	18-0	18	4	9	0	0	0	4	1	1	3	0-0
25 Eric Williams....	.500	7-0	2	1	1	0	0	0	1	1	0	1	0-0	.500	7-0	2	1	1	0	0	0	1	1	0	1	0-0
7 Vinny Biancamano.	.233	27-11	43	8	10	2	0	0	3	5	1	12	0-1	.233	27-11	43	8	10	2	0	0	3	5	1	12	0-1
16 Greg Bordes.....	.200	12-2	5	1	1	1	0	0	0	1	0	1	0-1	.200	12-2	5	1	1	1	0	0	0	1	0	1	0-1
28 Eric Sogard.....	.182	20-2	22	4	4	1	0	0	4	4	0	4	0-0	.182	20-2	22	4	4	1	0	0	4	4	0	4	0-0
36 DJ Butler.....	.167	17-3	18	1	3	0	0	0	1	2	1	10	1-1	.167	17-3	18	1	3	0	0	0	1	2	1	10	1-1
3 Jeff Landry.....	.133	18-4	15	2	2	0	0	0	0	4	0	6	1-1	.133	18-4	15	2	2	0	0	0	0	4	0	6	1-1
49 Brett Bordes.....	.000	3-0	1	0	0	0	0	0	0	0	0	1	0-0	.000	82-12	1	2	0	0	0	0	0	0	0	1	0-0
Totals.....	.310	67-67	2360	481	731	124	17	50	429	293	62	417	128-176													
Opponents.....	.275	67-67	2337	368	643	121	16	54	338	230	60	498	45-81													

(All games Sorted by Earned run avg)

Player	ERA	W-L	APP	GS	CG	SHO/CBO	SV	IP	H	R	ER	BB	SO	ERA	W-L	APP	GS	CG	SHO/CBO	SV	IP	H	R	ER	BB	SO
45 Erik Averill.....	3.39	11-4	24	20	5	1/0	0	127.1	131	57	48	30	99	3.95	23-10	70	39	5	1/3	2	289.2	301	148	127	72	216
34 Jason Urquidez...	3.93	10-4	29	17	0	0/0	2	121.1	115	65	53	56	98	3.70	22-7	48	34	1	0/1	2	219.0	205	105	90	103	192
49 Brett Bordes.....	4.24	5-7	38	4	0	0/1	4	74.1	72	43	35	29	54	5.10	9-9	78	12	0	0/4	5	136.0	132	88	77	88	119
37 Zechry Zinicola..	5.48	4-4	27	8	0	0/0	4	64.0	56	47	39	38	55	4.49	8-6	52	12	0	0/0	12	120.1	108	71	60	58	112
40 Pat Bresnehan....	5.60	5-4	31	11	1	0/1	2	88.1	100	61	55	32	79	5.34	8-6	54	12	1	0/2	7	129.2	141	89	77	59	124
50 Tony Barnette....	7.02	4-1	29	5	0	0/0	2	50.0	71	47	39	19	53	7.02	4-1	29	5	0	0/0	2	50.0	71	47	39	19	53

21 Quentin Andes....	0.00	0-0	3	0	0	0/0	0	2.0	2	0	0	2	1	4.28	5-1	24	0	0	0/0	2	33.2	34	17	16	20	28
47 Ty Marotz.....	4.18	2-1	16	1	0	0/0	0	28.0	35	14	13	5	29	5.04	2-1	33	4	0	0/1	0	50.0	59	31	28	20	54
31 Kevin Dryanski...	4.67	0-0	11	0	0	0/0	0	17.1	24	11	9	4	8	4.67	0-0	11	0	0	0/0	0	17.1	24	11	9	4	8
17 Seth Garrison....	5.50	0-0	13	1	0	0/0	1	18.0	24	14	11	10	21	5.50	0-0	13	1	0	0/0	1	18.0	24	14	11	10	21
41 Josh Satow.....	6.75	1-0	4	0	0	0/0	0	8.0	13	9	6	5	1	6.75	1-0	4	0	0	0/0	0	8.0	13	9	6	5	1
Totals.....	4.59	42-25	67	67	6	2/1	15	598.2	643	368	305	230	498													
Opponents.....	6.22	25-42	67	67	2	1/1	13	584.2	731	481	404	293	417													



Sun Devil Baseball 2005

Position Players Single Game and Career Highs

#2 J.J. Sferra, OF (Phoenix, Ariz.)

Category	2005 Best
At Bats	6 (UNC; 3/4)
Runs	3 (NMSU; 2/7)
Hits	4 (UCLA; 4/23)
RBI	2 - 5x (UF; 6/22)
BB	1 - 5x (STAN; 4/16)
SB	2 (NMSU; 2/4)
2B	1 - 5x (CSF; 6/10)
3B	1 (NMSU; 2/7)
Hit Streak	7 games

#3 Jeff Landry, INF (Walnut Creek, Calif.)

Category	2005 Best
At Bats	4 (UNC; 3/4)
Runs	1 - 2x (WRST; 4/1)
Hits	1 - 2x (LSU; 3/13)
RBI	None
BB	2 (Ohio State; 3/6)
SB	1 (UNC; 3/4)
2B	None
HR	None
Hit Streak	1

#4 Travis Buck, OF/3B (Richland, Wash.)

Category	2005 Best	Career Best (last)
At Bats	8 (WIU; 3/13)	Same
Runs	4 (WIU; 3/12)	4 - 2x (WIU; 3/12/05)
Hits	6 (WIU; 3/13)	Same
RBI	4 - 2x (WIU; 3/12)	8 (UConn; 2/29/04)
BB	2 - 3x (CSF; 6/11)	3 (FSU; 2/8/04)
SB	3 (UCLA; 4/24)	Same
2B	2 - 4x (WSU; 5/27)	4 (UConn; 2/28/04)
HR	1 - 6x (UF; 6/22)	1 - 19x (UF; 6/22/05)
Hit Streak	14 games	16 games

#5 Joey Hooft, INF (Reno, Nev.)

Category	2005 Best	Career Best (last)
At Bats	5 - 3x (NEB; 6/21)	6 - 3x (Pace; 5/4/03)
Runs	3 (NMSU; 2/4)	4 (Pace; 5/3/03)
Hits	3 (LBSU; 1/29)	5 (Florida; 2/15/04)
RBI	3 (Oklahoma; 3/20)	7 (Pace; 5/2/03)
BB	2 (TENN; 6/19)	3 (Rutgers; 3/13/04)
SB	2 (Arizona; 2/15)	3 (Jacksonville; 5/9/04)
2B	2 (NMSU; 2/7)	Same
HR	1 (Cal; 4/9)	2 (Pace 5/2/03)
Hit Streak	5 games	N/A

#6 Seth Dhaenens, INF (Chandler, Ariz.)

Category	2005 Best	Career Best (last)
At Bats	5 - 3x (CCU; 6/4)	5 - 6x (CCU; 6/4/05)
Runs	4 (WIU; 3/13)	4 - 2x (WIU; 3/13/05)
Hits	3 - 3x (WRST; 4/2)	3 - 4x (WRST; 4/2/05)
RBI	6 (WIU; 3/13)	Same
BB	2 - 2x (WRST; 4/3)	3 - 2x (WASH; 3/28/04)
SB	2 (UCLA; 4/24)	Same
2B	1 - 4x (WSU; 5/28)	1 - 7x (WSU; 5/28/05)
HR	1 - 2x (WRST; 4/1)	Same
Hit Streak	13 games	13 games

#7 Vinny Biancamano, INF (Glendale, Ariz.)

Category	2005 Best
At Bats	4 (NMSU; 2/4)
Runs	3 (Gonzaga; 2/5)
Hits	3 (Gonzaga; 2/5)
RBI	2 (Gonzaga; 2/5)
BB	1 - 5x (WSU; 5/29)
SB	None
2B	1 - 2x (OSU; 2/6)
HR	None
Hit Streak	2 games

#9 Colin Curtis, OF (Issaquah, Wash.)

Category	2005 Best	Career Best (last)
At Bats	8 (WIU; 3/13)	Same
Runs	4 (CCU; 6/4)	4 (CCU; 6/4/05)
Hits	4 (Arizona; 2/15)	Same
RBI	3 - 5x (CCU; 6/4)	5 (NMSU; 5/3/04)
BB	4 (UNC; 3/4)	Same
SB	2 - 3x (WSU; 5/27)	2 - 4x (WSU; 5/27/05)
2B	2 (WIU; 3/12)	2 - 2x (WIU; 3/12/-5)
HR	1 - 2x (CCU; 6/4)	1 - 7x (CCU; 6/4/05)
Hit Streak	13 games	13 games

#11 Jeff Larish, 1B/OF (Tempe, Ariz.)

Category	2005 Best	Career Best (last)
At Bats	7 (USC; 3/25)	Same
Runs	6 (WIU; 3/13)	Same
Hits	4 - 2x (WIU; 3/13)	4 - 6x (WIU; 3/13/05)
RBI	6 (WSU; 5/28)	9 (SDSU; 1/26/03)
BB	3 - 3x (WSU; 5/29)	4 (WSU; 4/27/03)
SB	2 (WRST; 4/2)	Same
2B	2 - 2x (Cal; 4/9)	4 (Arizona; 5/25/03)
HR	3 (NEB; 6/21)	Same
Hit Streak	5 games	17 games

#12 Andrew Romine, SS (Lake Forest, Calif.)

Category	2005 Best
At Bats	5 - 3x (CSF; 6/12)
Runs	2 - 5x (UCLA; 4/22)
Hits	5 (WIU; 3/13)
RBI	4 (WIU; 3/13)
BB	2 (Arizona; 2/15)
SB	3 (WSU; 5/29)
2B	1 - 5x (WSU; 5/27)
3B	1 - 3x (CSF; 6/11)
HR	1 (CSF; 6/12)
Hit Streak	7 games

#13 Austin Stockfisch, C (Scottsdale, Ariz.)

Category	2005 Best
At Bats	3 (WSU; 5/29)
Runs	1 - 4x (ARIZ; 5/15)
Hits	2 - 2x (WIU; 3/13)
RBI	2 (ARIZ; 5/15)
BB	None
SB	None
2B	None
HR	None
Hit Streak	7 games



Sun Devil Baseball 2005

Position Players/Pitchers Single-Game and Career Highs

#14 Rocky Laguna, OF (Yuma, Ariz.)

Category	2005 Best
At Bats	5 - 2x (USC; 3/26)
Runs	3 - 2x (WRST; 4/2)
Hits	3 - 4x (WRST; 4/3)
RBI	4 (WRST; 4/3)
BB	2 - 3x (WRST; 4/2)
SB	4 (NMSU; 2/7)
2B	1 - 10x (STAN; 4/16)
HR	1 (WRST; 4/3)
Hit Streak	9 games

#15 Joe Persichina, INF (Rollings Hills Estates, Calif.)

Category	2005 Best	Career Best (last)
At Bats	4 - 6x (OKLA; 3/18)	5 - 5x (Stanford; 5/30/04)
Runs	2 - 3x (WIU; 3/13)	3 (ECU; 3/7/04)
Hits	2 - 5x (CSF; 6/12)	4 (WSU; 4/23/04)
RBI	3 (STAN; 4/16)	3 - 2x (STAN; 4/16/05)
BB	3 (NMSU; 2/7)	Same
SB	1 - 4x (STAN; 4/17)	1 - 7x (STAN; 4/17/05)
2B	1 - 4x (UCLA; 4/24)	2 (ECU; 3/7/04)
3B	1 - 2x (STAN; 4/16)	1 - 3x (STAN; 4/16/05)
HR	1 - 2x (CSF; 6/12)	1 - 3x (CSF; 6/12/05)
Hit Streak	4 games	3 games

#16 Greg Bordes, INF (Mesa, Ariz.)

Category	2005 Best
At Bats	2 (WIU; 3/12)
Runs	1 (WIU; 3/13)
Hits	1 (WIU; 3/13)
RBI	None
BB	1 (UNC; 3/4)
SB	None
2B	1 (WIU; 3/13)
HR	None
Hit Streak	1 game

#18 Willy Fox, DH (Scottsdale, Ariz.)

Category	2005 Best
At Bats	5 - 2x (WIU; 3/13)
Runs	5 (WIU; 3/13)
Hits	4 (WIU; 3/12)
RBI	4 (Baylor; 2/26)
BB	2 - 3x (CCU; 6/4)
SB	2 - 2x (UVSC; 5/4)
2B	2 (WIU; 3/12)
HR	1 - 4x (WIU; 3/13)
Hit Streak	4 games

#25 Eric Williams, OF (Carmel, NY)

Category	2005 Best
At Bats	1 - 2x (WRST; 4/2)
Runs	1 (WRST; 4/3)
Hits	1 (WRST; 4/1)
RBI	1 (WRST; 4/1)
BB	1 (WRST; 4/1)
SB	None
2B	None
HR	None
Hit Streak	1 game

#28 Eric Sogard, 3B (Phoenix, Ariz.)

Category	2005 Best
At Bats	5 (Baylor; 2/27)
Runs	1 - 4x (OSU; 4/29)
Hits	1 - 4x (CSF; 6/11)
RBI	2 (CSF; 6/11)
BB	1 - 4x (WSU; 5/29)
SB	None
2B	1 (CSF; 6/11)
HR	None
Hit Streak	1 game

#36 DJ Butler, OF (Benicia, Calif.)

Category	2005 Best
At Bats	3 (WASH; 5/20)
Runs	1 (ECU; 3/5)
Hits	1 - 3x (WASH; 5/20)
RBI	1 (WIU; 3/13)
BB	1 - 2x (WSU; 5/28)
SB	1 (WIU; 3/12)
2B	None
HR	None
Hit Streak	1 game

#37 Zechry Zinicola, 1B/DH (San Bernadino, Calif.)

Category	2005 Best	Career Best (last)
At Bats	5 - 2x (CSF; 6/12)	7 (UNM; 5/18/04)
Runs	2 - 3x (UCLA; 4/23)	4 (NMSU; 5/3/04)
Hits	3 (CSF; 6/12)	Same
RBI	3 (CSF; 6/12)	3 - 2x (CSF; 6/12/05)
BB	1 - 9x (UF; 6/23)	3 (WST; 4/27/04)
SB	None	None
2B	1 - 5x (CSF; 6/11)	2 (NMSU; 5/3/04)
HR	1 - 2x (WASH; 5/20)	1 - 5x (WASH; 5/20)
Hit Streak	6 games	6 games

#39 Tuffy Gosewisch, C (Scottsdale, Ariz.)

Category	2005 Best	Career Best (last)
At Bats	6 (USC; 3/25)	Same
Runs	4 (USC; 3/25)	Same
Hits	5 - 2x (CSF; 6/12)	Same
RBI	7 (CCU; 6/4)	Same
BB	2 - 4x (WASH; 5/22)	2 - 13x (WASH; 5/22/05)
SB	1 - 5x (WASH; 5/21)	1 - 7x (WASH; 5/21/05)
2B	3 (NMSU; 2/7)	Same
HR	1 - 6x (UCLA; 4/22)	1 - 10x (UCLA; 4/22/05)
Hit Streak	11 games	11 games

#17 Seth Garrison, RHP (Coppell, Texas)

Category	2005 Best
Innings	4.0 (WIU; 3/12)
Runs Allowed	5 (LBSU; 1/30)
ER Allowed	5 (LBSU; 1/30)
K's	5 (WIU; 3/12)
BB	4 (WASH; 5/22)
Hits Allowed	4 (LBSU; 1/30)
WP	1 (ARIZ; 5/15)
HBP	1 (LBSU; 1/30)
Pitches	73 (WIU; 3/12)



Sun Devil Baseball 2005

Pitchers Single-Game and Career Highs

#21 Quentin Andes, RHP (Albuquerque, N.M.)

Category	2005 Best	Career Best (last)
Innings	1.0 (Baylor; 2/26)	4.0 (Stanford; 5/28/04)
Runs Allowed	None	3 (USC; 4/4/04)
ER Allowed	None	3 (USC; 4/4/04)
K's	1 (Baylor; 2/26)	4 - 2x (NMSU; 5/4/04)
BB	2 (LSU; 3/11)	3 (UConn; 2/27/04)
Hits Allowed	1 - 2x (LSU; 3/11)	4 (USC; 4/4/04)
WP	None	1 - 2x (Stanford; 5/28/04)
HBP	1 (LBSU; 1/30)	1 - 6x (LBSU; 1/30/05)
Pitches	20 (LSU; 3/11)	51 (Stanford; 5/28/04)

#31 Kevin Dryanski, RHP (Phoenix, Ariz.)

Category	2005 Best	Career Best (last)
Innings	3.0 (Tulane; 2/18)	
Runs Allowed	3 (ARIZ; 5/15)	
ER Allowed	3 (ARIZ; 5/15)	
K's	2 - 2x (LSU; 3/13)	
BB	2 (WSU; 5/28)	
Hits Allowed	5 - 2x (ARIZ; 5/15)	
WP	1 - 3x (ARIZ; 5/16)	
HBP	2 (LBSU; 1/28)	
Pitches	55 (Tulane; 2/18)	

#34 Jason Urquidez, RHP (Simi Valley, Calif.)

Category	2005 Best	Career Best (last)
Innings	8.0 (USC; 3/26)	9.0 (Rice; 2/22/04)
Runs Allowed	9 (LSU; 3/13)	Same
ER Allowed	7 (LSU; 3/13)	Same
K's	9 (UNC; 3/4)	12 (OSU; 5/15/04)
BB	6 (Tulane; 2/18)	6 - 2x (Tulane; 2/18/05)
Hits Allowed	10 (LBSU; 1/29)	10 (LBSU; 1/29/05)
WP	1 - 6x (UF; 6/23)	1 - 8x (UF; 6/23/05)
HBP	2 (WASH; 5/21)	2 - 2x (WASH; 5/21/05)
Pitches	115 (Tulane; 2/18)	141 (USC; 4/2/04)

#37 Zechry Zinicola, RHP (San Bernadino, Calif.)

Category	2005 Best	Career Best (last)
Innings	6.0 (Baylor; 2/25)	7.0 (Cal; 3/21/04)
Runs Allowed	7 (NMSU; 2/7)	Same
ER Allowed	6 (LSU; 3/11)	Same
K's	6 (Baylor; 2/25)	Same
BB	5 (UCLA; 4/24)	Same
Hits Allowed	9 (Baylor; 2/25)	Same
WP	2 - 2x (OKLA; 3/18)	Same
HBP	3 (OKLA; 3/18)	Same
Pitches	103 (UNC; 3/4)	103 - 2x (UNC; 3/4/05)

#40 Pat Bresnehan, RHP (Sherborn, Mass.)

Category	2005 Best	Career Best (last)
Innings	9.0 (USC; 3/25)	Same
Runs Allowed	8 (ARIZ; 5/16)	Same
ER Allowed	8 (ARIZ; 5/16)	Same
K's	7 - 3x (WRST; 4/2)	7 - 4x (WRST; 4/2/05)
BB	3 - 2x (Cal; 4/9)	4 - 2x (ORU; 4/8/04)
Hits Allowed	10 - 2x (UCLA; 4/24)	Same
WP	1 - 6x (CCU; 6/5)	1 - 10x (CCU; 6/5/05)
HBP	2 - 2x (OKLA; 3/20)	Same
Pitches	127 (Cal; 4/9)	Same

#41 Josh Satow, LHP (Scottsdale, Ariz.)

Category	2005 Best	Career Best (last)
Innings	5.0 (WIU; 3/13)	
Runs Allowed	9 (WIU; 3/13)	
ER Allowed	6 (WIU; 3/13)	
K's	1 (WIU; 3/13)	
BB	3 (WIU; 3/13)	
Hits Allowed	9 (WIU; 3/13)	
WP	None	
HBP	None	
Pitches	88 (WIU; 3/13)	

#45 Erik Averill, LHP (Orange, Calif.)

Category	2005 Best	Career Best (last)
Innings	9.0 - 5x (UF; 6/22)	Same
Runs Allowed	5 - 3x (OSU; 4/29)	7 (Gonzaga; 2/16/04)
ER Allowed	5 - 2x (OSU; 4/29)	6 (WASH; 3/26/04)
K's	14 (NMSU; 2/4)	Same
BB	4 - 2x (ARIZ; 5/14)	Same
Hits Allowed	9 (LBSU; 1/28)	12 (CSF; 6/5/04)
WP	2 (LBSU; 1/28)	2 - 2x (LBSU; 1/28/05)
HBP	2 - 2x (WRST; 4/1)	4 (USC; 3/29/03)
Pitches	136 (CCU; 6/4)	Same

#47 Ty Marotz, RHP (Crystal Lake, Ill.)

Category	2005 Best	Career Best (last)
Innings	5.2 (NMSU; 2/7)	Same
Runs Allowed	3 (NMSU; 2/7)	3 - 4x (NMSU; 2/7/05)
ER Allowed	3 (NMSU; 2/7)	3 - 2x (NMSU; 2/7/05)
K's	4 (LBSU; 1/29)	5 (NMSU; 5/19/04)
BB	1 - 2x (USC; 3/24)	2 - 2x (NMSU; 5/19/04)
Hits Allowed	6 (NMSU; 2/7)	7 (NMSU; 5/19/04)
WP	None	1 - 3x (STAN; 5/30/04)
HBP	None	None
Pitches	78 (NMSU; 2/7)	Same

#49 Brett Bordes, LHP (Mesa, Ariz.)

Category	2005 Best	Career Best (last)
Innings	4.2 - 2x (UVSC; 5/4)	6.0 - 2x (WASH; 3/27/04)
Runs Allowed	6 (OSU; 2/6)	6 - 3x (OSU; 2/6/05)
ER Allowed	4 - 2x (ARIZ; 5/16)	6 - 2x (ARIZ; 5/23/04)
K's	4 - 4x (WASH; 5/20)	10 (Arizona; 2/24/04)
BB	3 (WASH; 5/20)	5 (WASH; 3/27/04)
Hits Allowed	6 - 2x (OSU; 2/6)	6 - 3x (OSU; 2/6/05)
WP	1 - 2x (WASH; 5/20)	1 - 5x (WASH; 5/20/05)
HBP	1 - 2x (Cal; 4/9)	2 (Cal; 3/20/04)
Pitches	90 (OSU; 2/6)	106 (WASH; 3/27/04)

#50 Tony Barnette, RHP (Federal Way, Wash.)

Category	2005 Best	Career Best (last)
Innings	5.1 (Arizona; 2/15)	
Runs Allowed	6 (LSU; 3/13)	
ER Allowed	5 - 2x (LSU; 3/13)	
K's	6 (LSU; 3/13)	
BB	3 (USC; 3/24)	
Hits Allowed	7 (WIU; 3/13)	
WP	None	
HBP	1 - 5x (WSU; 5/29)	
Pitches	90 (Arizona; 2/15)	



Sun Devil Baseball 2005

Last Time it Happened in Sun Devil Baseball...

(Through End of 2005 Season - 67 Games)

Hitting Categories:

A SUN DEVIL HIT A GRAND SLAM: Travis Buck, Feb. 25, 2005 vs. Baylor (7th inning at Packard Stadium)
 ASU HIT A WALK-OFF HOME RUN: Jeff Larish, March 18, 2005 vs. Oklahoma (solo home run in bottom of ninth inning)
 A SUN DEVIL LED OFF A GAME WITH A HR: Jeff Larish, June 3, 2005 vs. East Carolina (first pitch in NCAA Regional game)
 A SUN DEVIL HIT FOR THE CYCLE: Travis Buck, March 7, 2003 vs. Southern Utah (19-0 win)
 THE DEVILS HIT FOR THE CYCLE TO OPEN A GAME: April 27, 2003 vs. Washington State in first inning (HR/2B/1B/3B)
 THE DEVILS HIT BACK-TO-BACK HOME RUNS: Tuffy Gosewisch and Jeff Larish, March 13, 2005 vs. Western Illinois (1st inning)
 A SUN DEVIL HIT TWO HOME RUNS IN ONE GAME: Jeff Larish, June 21, 2005 vs. Nebraska (three solo home runs)
 A SUN DEVIL HIT THREE HOME RUNS IN A GAME: Jeff Larish, June 21, 2005 vs. Nebraska (third player in CWS history -- ties ASU record)
 A SUN DEVIL HAD 5 HITS IN A GAME: Tuffy Gosewisch, June 12, 2005 at Cal State Fullerton (5-for-4, 3 RBI)
 A SUN DEVIL HAD 6 HITS IN A GAME: Travis Buck, March 13, 2005 vs. Western Illinois (6-for-8, 3 RBI)
 A SUN DEVIL HAD 7 HITS IN A GAME: Jerry Mantlo, Feb. 6, 1972, vs. Michigan
 A SUN DEVIL HAD 3 DOUBLES IN A GAME: Tuffy Gosewisch, Feb. 7, 2005 vs. New Mexico State (11-10 victory)
 A SUN DEVIL HAD 4 DOUBLES IN A GAME: Travis Buck, Feb. 28, 2004 vs. Connecticut (16-5 victory)
 A SUN DEVIL HIT 2 TRIPLES IN A GAME: Travis Buck, March 12, 2005 vs. Western Illinois (19-1 victory at Alex Box Stadium)
 A SUN DEVIL HAD 7 RBI IN A GAME: Tuffy Gosewisch, June 4, 2005 vs. Coastal Carolina
 A SUN DEVIL HAD 8 RBI IN A GAME: Travis Buck, Feb. 29, 2004 vs. UConn (5-for-5, HR, 2B)
 A SUN DEVIL HAD 9 RBI IN A GAME: Jeremy West, April 27, 2003 vs. Washington State
 A SUN DEVIL STOLE 4 BASES IN A GAME: Rocky Laguna, Feb. 7, 2005 vs. New Mexico State (ties school record)
 A SUN DEVIL STRAIGHT STEAL OF HOME: Jeff Larish, Apr. 17, 2005 vs. Stanford (6th inning)
 A SUN DEVIL STRUCK OUT FOUR OR MORE TIMES IN A GAME: Jeff Larish, March 4, 2005 vs. North Carolina
 A SUN DEVIL WALKED FOUR TIMES IN A GAME: Colin Curtis, March 4, 2005 vs. North Carolina (0-for-1, 4 BB, HBP)
 A SUN DEVIL HITTER STRANDED SIX RUNNERS ON BASE: Tuffy Gosewisch (6), January 28, 2005 vs. Long Beach State
 A SUN DEVIL RECORDED 13 TOTAL BASES: Jeremy West (14), April 27, 2003 vs. Washington State (3 HR, 2 1B)
 A SUN DEVIL HAD TWO SAC BUNTS IN A GAME: Travis Buck, April 23, 2005 at Washington State
 A SUN DEVIL SCORED FIVE RUNS IN A GAME: Jeff Larish, March 13, 2005 vs. Western Illinois (6 runs scored)
 A SUN DEVIL WAS HIT BY PITCHES TWO OR MORE TIMES: Travis Buck (2), April 25, 2003 vs. Washington State
 AN OPPONENT HIT TWO HOME RUNS IN ONE GAME: Ryan Patterson (LSU), March 13, 2005 at Alex Box Stadium
 AN OPPONENT HIT A WALK-OFF HOME RUN: Brent Lillibridge (Washington), May 21, 2005 at Husky Ballpark (2-run HR in 9th inning)
 AN OPPONENT HIT A LEADOFF HOME RUN: Nathan Southard (Tulane), Feb. 18, 2005 at Turchin Stadium (off Jason Urquidez)

Pitching Categories:

A SUN DEVIL PITCHER THREW A NO-HITTER: Kevin Rawitzer, March 2, 1993, vs. Southern Utah (ASU 7, SUU 0)
 A SUN DEVIL PITCHER THREW A PERFECT GAME: Eddie Bane, March 2, 1973, vs. Cal State Northridge (ASU 9, CSUN 0)
 A SUN DEVIL PITCHER THREW A ONE-HITTER: Drew Friedberg, Jan. 24, 1999, vs. Hawaii-Hilo (ASU 10, Hilo 0)
 A SUN DEVIL PITCHER THREW A TWO-HITTER: Will Waldrup, Jan. 23, 1999, vs. Hawaii-Hilo (ASU 3, Hilo 0)
 ARIZONA STATE WAS NO-HIT: Phil Keller (Stanford), March 23, 1970 (Stanford 1, ASU 0)
 ARIZONA STATE WAS ONE-HIT: Alan Dunn/Tim Meacham (Alabama), June 10, 1983 (Alabama 6, ASU 0)
 A SUN DEVIL PITCHER THREW A COMPLETE GAME: Erik Averill, June 22, 2005 vs. Florida (College World Series)
 A SUN DEVIL PITCHER THREW A COMPLETE GAME SHUTOUT: Erik Averill, Feb. 4, 2005 vs. New Mexico State (12-0 victory)
 A SUN DEVIL PITCHER THREW BACK-TO-BACK COMPLETE GAMES: Erik Averill (2/4, 2/12, 2005)
 AN OPPOSING PITCHER THREW A COMPLETE GAME: Tim Lincecum (Washington), May 20, 2005 (6-4 Washington victory)
 THE SUN DEVILS SHUT OUT AN OPPONENT (1 OR MORE PITCHERS): Ohio State (3-0), March 6, 2005 (2 times in 2005)
 THE SUN DEVILS WERE SHUT OUT: Gonzaga, February 13, 2005 (Gonzaga 2, ASU 0)
 A SUN DEVIL STRUCK OUT 10 OR MORE BATTERS IN A GAME: Erik Averill (14), Feb. 4, 2005 vs. New Mexico State (CG)
 A SUN DEVIL STRUCK OUT 15 OR MORE BATTERS IN A GAME: Mike Eposito (17), March 29, 2002 vs. UW
 AN OPPOSING PITCHER STRUCK OUT 10 OR MORE SUN DEVILS: Tim Lincecum, Washington, (13), May 20, 2005
 THE SUN DEVIL PITCHING STAFF DID NOT WALK A BATTER: at New Mexico State, Feb. 4, 2005 (12-0 win)
 A SUN DEVIL PITCHER RECORDED 10 WINS IN A SEASON: Jason Urquidez (2004) -- 12-3
 A SUN DEVIL PITCHER HIT THREE BATTERS IN A GAME: Jeff Mousser (3), April 4, 2004 vs. USC (10-3 loss at Packard Stadium)

Fielding Categories:

THE SUN DEVILS HAD NO ERRORS IN A GAME: June 23, 2005 vs. Florida (6-3 loss) - 20 times in 2005.
 THE SUN DEVILS COMMITTED FIVE ERRORS IN A GAME: May 15, 2005 vs. #7 Arizona (16-7) -- six errors
 A SUN DEVIL COMMITTED THREE OR MORE ERRORS IN A GAME: Jeff Landry, March 13, 2005 at LSU (3)
 A SUN DEVIL HAD 15 OR MORE PUTOUTS IN A GAME: Tuffy Gosewisch (16), Feb. 8, 2004 vs. Florida State
 A SUN DEVIL HAD 20 OR MORE PUTOUTS IN A GAME: Jeff Phelps (21), March 6, 1999, vs. Stanford
 A SUN DEVIL HAD EIGHT OR MORE ASSISTS IN A GAME: Dennis Wyrick (SS), Feb. 6, 2000, vs. Florida State
 THE SUN DEVILS TURNED FIVE DOUBLE PLAYS IN A GAME: May 7, 1999, vs. Washington (Husky Ballpark)
 THE SUN DEVILS TURNED A TRIPLE PLAY: April 16, 2004 at UCLA (Travis Buck (RF), Dustin Pedroia (SS), Seth Dhaenens (3B)).

Scoring and Misc. Categories:

THE SUN DEVILS RECORDED 20 OR MORE HITS: 35, March 13, 2005 vs. Western Illinois (school record in hits)
 THE SUN DEVILS RECORDED 20 HITS IN BACK-TO-BACK GAMES: March 12-13 vs. Western Illinois (23/35)
 THE SUN DEVILS SCORED 20 OR MORE RUNS: 30, March 13, 2005 vs. Western Illinois (30-13 victory in Baton Rouge, La.)
 THE SUN DEVILS SCORED 30 OR MORE RUNS: 30, March 13, 2005 vs. Western Illinois (30-13 victory in Baton Rouge, La.)
 THE SUN DEVILS SCORED 10 OR MORE RUNS IN AN INNING: (10 - 6th), May 28, 2005 vs. Washington State (8 hits, 10 runs)
 THE SUN DEVILS LEFT 15 OR MORE RUNNERS ON BASE: Florida State (15) -- 12-6 win at Packard Stadium.
 THE SUN DEVILS SURRENDERED A NINTH INNING LEAD (WALK-OFF LOSS): at Cal State Fullerton, June 10, 2005 (led 2-1, gave up two in ninth)
 ASU SWEEP A THREE-GAME PAC-10 SERIES: Washington State; May 27-29, 2005 (8-2, 16-6, 7-2)
 ASU WAS SWEEP IN A PAC-10 SERIES: at UCLA, April 16-18, 1999 (11-10 L, 9-3 L, 8-6 L)
 ASU WAS SWEEP IN A PAC-10 SERIES AT HOME: vs. USC, March 27-29, 1997 at Packard Stadium (12-7 L, 15-4 L, 11-7 L)
 THE SUN DEVILS PLAYED EXTRA INNINGS: vs. No. 2 Nebraska, June 21, 2005 at Rosenblatt Stadium - CWS (8-7 victory in elimination game)
 THE SUN DEVILS PLAYED 14 OR MORE INNINGS: at Arizona, Feb. 15, 2005 at Kindall Field at Saneet Stadium (7-6 loss on walk-off HR)
 THE SUN DEVILS PLAYED BACK-TO-BACK EXTRA-INNING GAMES: Feb. 27, 2005 (Baylor - 10) and Mar. 4, 2005 (North Carolina - 11)
 ASU PLAYED A GAME OVER 5 HOURS: at Arizona, Feb. 15, 2005, 5:13 (7-6 loss in 14 innings)



2005 Arizona State Baseball Roster

No.	Player	POS	B/T	HT	WT	YR/EXP	Hometown (High School/Last School)
2	J.J. Sferra	OF	L/L	5-11	150	Fr./HS	Phoenix, Ariz. (Mountain Pointe)
3	Jeff Landry	UTL	R/R	5-8	160	Fr./RS*	Walnut Creek, Calif. (Clayton Valley)
4	Travis Buck	OF/3B	L/R	6-2	205	Jr./2V	Richland, Wash. (Richland)
5	Joey Hooft	3B	R/R	5-10	175	Sr./TR	Reno, Nev. (Galena HS/Univ. of Miami)
6	Seth Dhaenens	UTL	L/R	6-1	180	So./1V*	Chandler, Ariz. (Mountain Pointe)
7	Vinny Biancamano	INF	R/R	6-0	180	Fr./HS	Glendale, Ariz. (Cactus)
9	Colin Curtis	OF	L/L	6-1	195	So./1V	Issaquah, Wash. (Issaquah)
11	Jeff Larish	1B/OF	L/R	6-2	210	Sr./3V	Tempe, Ariz. (McClintock)
12	Andrew Romine	SS	B/R	6-2	170	Fr./HS	Lake Forest, Calif. (Trabuco Hills)
13	Austin Stockfisch	C	B/R	6-1	165	Fr./HS	Scottsdale, Ariz. (Desert Mountain)
14	Rocky Laguna	OF	L/R	6-0	170	Fr./RS*	Yuma, Ariz. (Kofa)
15	Joe Persichina	2B	L/R	6-0	190	So./1V	Rolling Hills Estates, Calif. (Peninsula)
16	Greg Bordes	UTL	R/R	5-9	150	Fr./HS	Mesa, Ariz. (Dobson)
17	Seth Garrison	RHP	B/R	6-3	185	Fr./HS	Coppell, Texas (Coppell)
18	Willy Fox	1B	R/R	5-11	190	Fr./HS	Scottsdale, Ariz. (Desert Mountain)
19	Joel Bocchi^	C	R/R	5-11	200	Sr./3V	Phoenix, Ariz. (Desert Vista)
25	Eric Williams	OF	B/L	5-10	170	Fr./RS*	Carmel, NY (Trinity-Pawling)
28	Eric Sogard	3B	L/R	5-9	170	Fr./HS	Phoenix, Ariz. (Thunderbird)
30	Drew Bowman	LHP	B/L	6-3	180	Fr./HS	Morrison, Colo. (Dakota Ridge)
31	Kevin Dryanski	RHP	R/R	6-1	225	Jr./TR	Phoenix, Ariz. (Mountain Pointe/Hutchinson CC)
34	Jason Urquidez	RHP	R/R	6-2	170	Sr./1V	Simi Valley, Calif. (Royal/Central Arizona)
36	DJ Butler	OF	L/R	6-0	195	Fr./HS	Benicia, Calif. (Benicia)
37	Zechry Zinicola	RHP/1B	R/R	6-1	210	So./1V	San Bernadino, Calif. (Arlington)
39	Tuffy Gosewisch	C	R/R	6-0	185	Sr./3V	Scottsdale, Ariz. (Horizon)
40	Pat Bresnehan	RHP	R/R	6-1	200	So./1V	Sherborn, Mass. (Dover Sherborn)
41	Josh Satow	LHP	L/L	5-9	160	Fr./HS	Scottsdale, Ariz. (Desert Mountain)
45	Erik Averill	LHP	L/L	6-2	195	Jr./2V	Orange, Calif. (Villa Park)
47	Ty Marotz	RHP	R/R	6-2	200	Sr./1V*	Crystal Lake, Ill. (Crystal Lake Central/Mesa CC)
49	Brett Bordes	LHP	L/L	5-10	165	Jr./2V	Mesa, Ariz. (Dobson)
50	Tony Barnette	RHP	R/R	6-2	175	Jr./TR	Federal Way, Wash. (Thomas Jefferson/CAC)

* - Has utilized redshirt year

^ - Scheduled to redshirt in 2005

Head Coach: 42 - Pat Murphy (11th year)

Assistant Coaches:

62 - Jay J. Sferra (10th year) - Outfielders/Recruiting/Team Offense

10 - Tim Esmay (1st year/5th year overall at ASU) - Infielders/Team Defense

35 - Jack Krawczyk (1st year) - Pitching/Camp Director/Summer Placement

Director of Baseball Operations: Graham Rossini (6th year)

Operations, Video and Equipment Assistant: Steve Kirkman (7th year)

Manager: Jeff Mousser (1st year)

Manager: Carlos Arguello (2nd year)

Office Assistant: Sammie Nakama (3rd year)

Sports Medicine/Rehabilitation: Kenny McCarty (8th year)

Media Relations: Jeff Evans (5th year)

